



US009005777B2

(12) **United States Patent**
Jung et al.

(10) **Patent No.:** **US 9,005,777 B2**
(45) **Date of Patent:** **Apr. 14, 2015**

(54) **HETEROCYCLIC COMPOUND, ORGANIC LIGHT-EMITTING DIODE INCLUDING THE HETEROCYCLIC COMPOUND, AND FLAT DISPLAY DEVICE INCLUDING THE ORGANIC LIGHT-EMITTING DIODE**

257/40, E51.05, E51.026, E51.032;
546/18, 71, 81, 101; 544/234

See application file for complete search history.

(75) Inventors: **Hye-Jin Jung**, Yongin (KR);
Seok-Hwan Hwang, Yongin (KR);
Young-Kook Kim, Yongin (KR); **Jin-O Lim**, Yongin (KR); **Sang-Hyun Han**, Yongin (KR); **Jong-Hyuk Lee**, Yongin (KR)

(56) **References Cited**

U.S. PATENT DOCUMENTS

5,635,308 A 6/1997 Inoue et al.
5,645,948 A 7/1997 Shi et al.

(Continued)

FOREIGN PATENT DOCUMENTS

JP 8-12600 1/1996
JP 2000-003782 1/2000

(Continued)

OTHER PUBLICATIONS

Vaeth et al., Light-emitting diodes based on phosphorescent guest/polymeric host systems, 2002, Journal of Applied Physics, vol. 92, No. 7, pp. 3447-3453.*

(Continued)

Primary Examiner — Gregory Clark

(74) *Attorney, Agent, or Firm* — Robert E. Bushnell, Esq.

(73) Assignee: **Samsung Display Co., Ltd.**, Giheung-Gu, Yongin, Gyeonggi-Do (KR)

(*) Notice: Subject to any disclaimer, the term of this patent is extended or adjusted under 35 U.S.C. 154(b) by 210 days.

(21) Appl. No.: **13/414,534**

(22) Filed: **Mar. 7, 2012**

(65) **Prior Publication Data**

US 2013/0099206 A1 Apr. 25, 2013

(30) **Foreign Application Priority Data**

Oct. 19, 2011 (KR) 10-2011-0107050

(51) **Int. Cl.**
H01L 51/50 (2006.01)
C07D 471/04 (2006.01)

(Continued)

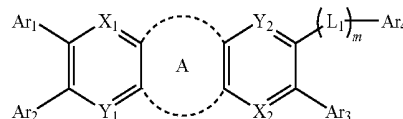
(52) **U.S. Cl.**
CPC **C07D 471/04** (2013.01); **C09K 11/06** (2013.01); **H01L 51/0072** (2013.01); **H01L 51/0081** (2013.01); **H01L 51/5072** (2013.01); **H01L 2251/308** (2013.01); **Y10S 428/917** (2013.01)

(58) **Field of Classification Search**
USPC 428/690, 917; 313/504, 505, 506;

(57) **ABSTRACT**

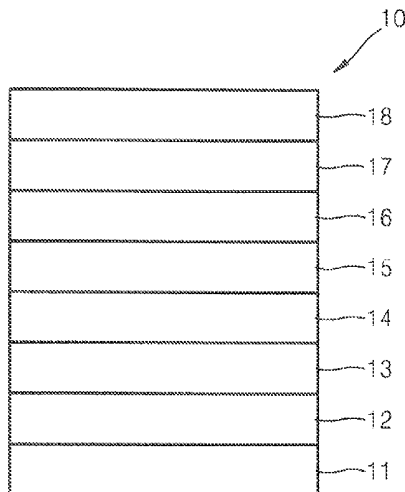
A heterocyclic compound represented by Formula 1 below, and an organic light-emitting diode including the heterocyclic compound, and a flat display device including the organic light-emitting diode.

<Formula 1>



wherein Ar₁ to Ar₄, X₁, X₂, Y₁, Y₂, L₁, and m are defined as in the specification.

16 Claims, 1 Drawing Sheet



- (51) **Int. Cl.**
C09K 11/06 (2006.01)
H01L 51/00 (2006.01)

(56) **References Cited**

U.S. PATENT DOCUMENTS

5,972,247 A 10/1999 Shi et al.
 6,465,115 B2 10/2002 Shi et al.
 6,596,415 B2 7/2003 Shi et al.
 7,777,043 B2 8/2010 Yabe et al.
 7,846,559 B2 12/2010 Hwang et al.
 7,875,368 B2 1/2011 Ohrui et al.
 2009/0121625 A1 5/2009 Ohrui et al.
 2009/0233937 A1 9/2009 Ishikawa et al.
 2009/0278115 A1 11/2009 Hosokawa et al.
 2011/0049485 A1 3/2011 Kim et al.
 2011/0049488 A1 3/2011 Kim et al.
 2011/0057175 A1 3/2011 Kim et al.
 2011/0204295 A1 8/2011 Kuwabara et al.
 2011/0240977 A1 10/2011 Jung et al.

FOREIGN PATENT DOCUMENTS

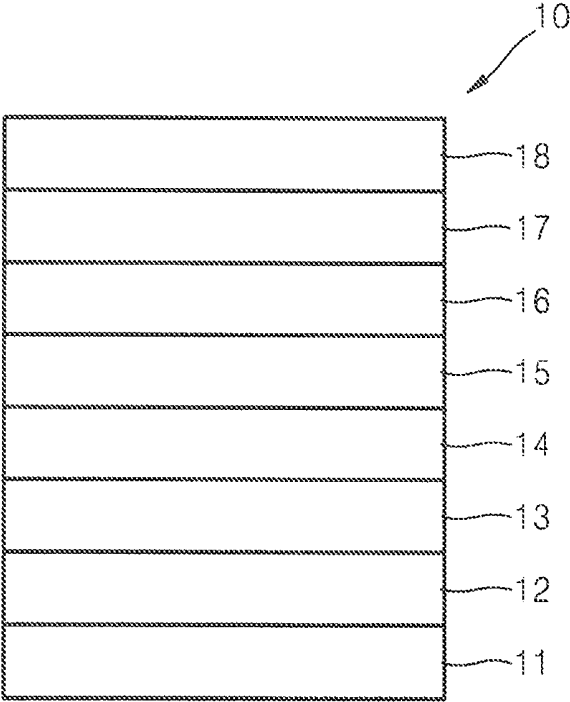
JP 2005-93159 A 4/2005
 JP 2007-119392 A 5/2007
 JP 2007-230887 A 9/2007
 KR 1020080028424 A 3/2008

KR 1020090035637 A 4/2009
 KR 1020100105099 A 9/2010
 KR 1020100108924 A 10/2010
 KR 1020100111037 A 10/2010
 KR 2010-0012005 11/2010
 KR 1020110023091 A 3/2011
 KR 1020110024958 A 3/2011
 KR 1020110025439 A 3/2011
 KR 1020110112121 A 10/2011
 WO WO 2008022633 * 2/2008 C09K 11/06
 WO WO 2011/021545 * 2/2011 C07D 471/04
 WO WO 2011021545 * 2/2011 C09K 11/06

OTHER PUBLICATIONS

C.W. Tang and S.A. VanSlyke (1987). Organic electroluminescent diodes. *Applied Physics Letters*, 51(12).
 Chihaya Adachi, T. Tsutsui, and S. Saito (1990). Confinement of charge carriers and molecular excitons within 5-nm-thick emitter layer in organic electroluminescent devices with a double heterostructure. *Applied Physics Letters*, 57(5).
 Youichi Sakamoto, T. Suzuki, A. Miura, H. Fujikawa, S. Tokito, and Y. Taga (2000). Synthesis, characterization, and electron-transport property of perfluorinated phenylene dendrimers. *Journal of the American Chemical Society*, 122, 1832-1833.
 Chemistry Letters 2001; Disphenylamino-Substituted 2,5-Diarylsiloles for Single-Layer Organic Electroluminescent Devices by Shigehiro Yamaguchi et al.

* cited by examiner



HETEROCYCLIC COMPOUND, ORGANIC LIGHT-EMITTING DIODE INCLUDING THE HETEROCYCLIC COMPOUND, AND FLAT DISPLAY DEVICE INCLUDING THE ORGANIC LIGHT-EMITTING DIODE

CLAIM OF PRIORITY

This application makes reference to, incorporates the same herein, and claims all benefits accruing under 35 U.S.C. § 119 from an application for HETEROCYCLIC COMPOUND, ORGANIC LIGHT-EMITTING DIODE INCLUDING THE HETEROCYCLIC COMPOUND, AND FLAT DISPLAY DEVICE INCLUDING THE ORGANIC LIGHT-EMITTING DIODE earlier filed in the Korean Intellectual Property Office on Oct. 19, 2011 and there duly assigned Serial No. 10-2011-0107050.

BACKGROUND OF THE INVENTION

1. Field of the Invention

The present invention relates to a heterocyclic compound represented by Formula 1, an organic light-emitting diode including the heterocyclic compound, and a flat display device including the organic light-emitting diode; and more particularly, to a heterocyclic compound that is suitable for use as a light-emitting material or electron transporting material included in an organic light-emitting diode, an organic light-emitting diode including the heterocyclic compound, and a flat display device including the organic light-emitting diode.

The heterocyclic compound has high glass transition temperature or high melting point, and thus, an organic light-emitting diode including an organic layer that includes the heterocyclic compound has a high charge transporting capability and a high light-emitting capability.

2. Description of the Related Art

Organic light emitting diodes are self-emission devices, and have a wide viewing angle, a high contrast ratio, a short response time, and high brightness, excellent driving voltage, and quick response speed characteristics, and enable generation of multi-color images.

In a typical organic light-emitting diode, an anode is formed on a substrate, and a hole transport layer, an emission layer, an electron transport layer, and a cathode are sequentially formed in this stated order on the anode. In this regard, the hole transport layer, the emission layer, and the electron transport layer are organic films including organic compounds. When a voltage is applied between the anode and the cathode, holes injected from the anode pass the hole transport layer and migrate toward the emission layer, and electrons injected from the cathode pass the electron transport layer and migrate toward the emission layer. The holes and electrons, which are carriers, are recombined in the emission layer to generate excitons, and then the excitons change from an excited state to a ground state, thereby generating light.

In this case, a transition into a ground state through a singlet excited state while emitting light, is referred to as "fluorescence"; and a transition into a ground state through a triplet excited state while emitting light, is referred to as "phosphorescence". In the case of fluorescence, the probability of the singlet excited state is 25% and luminous efficiency of the fluorescence has a limitation. However, in the case of phosphorescence, because a 75% triplet excited state and a 25% single excite state are all used, theoretically, inner quantum efficiency may be increased up to 100%.

U.S. Pat. Nos. 6,596,415 and 6,465,115 disclose organic light-emitting diodes that use 4,4'-N,N'-dicarbazole-biphenyl (CBP) as a host for an emission layer. CBP is widely known as a host material for a phosphorescent emission material. A representative example of an organic light-emitting diode using phosphorescence is a green and red high-efficiency organic light-emitting diode that includes Ir(ppy)₃ and PtOEP as dopants and CBP as a host to effectively emit light even in a triplet state (phosphorescence), wherein Ir(ppy)₃ and PtOEP are phosphorescent pigments having a heavy atom that has a large spin-orbit bond, such as Ir or Pt in their centers. Recently, iridium (III) complex series are widely known as a phosphorescent emission dopant material, and (acac)Ir(btp)₂, Ir(ppy)₃ and Firpic are known as a red emission material, a green emission material, and a blue emission material, respectively. Also, an organic light-emitting diode that uses CBP as a host material for a phosphorescent emission material and BCP and BALq for forming a hole blocking layer to obtain high efficiency, is disclosed, and also a high-performance organic light-emitting diode that uses a BALq derivative as a host, is disclosed. However, these organic light-emitting diodes have a relatively short lifetime of 150 hours or less, and thus are not efficient for commercial use. A possible cause thereof is a relatively low glass transition temperature of 110° C. or less, high likelihood of crystallization, and low thermal stability of CBT. Due to these properties, CBP may deteriorate when deposited at high temperature.

Japanese Patent Application Publication No. 8-12600 discloses an organic light-emitting diode that uses a dimmer or terpolymer compound of phenylanthracene. However, because the organic light-emitting diode using the dimmer or terpolymer compound of phenylanthracene has two or three anthracenes, an energy gap is narrowed and color purity of blue emission decreases. Also, the compound is easily oxidized and thus impurities may be easily formed and thus, purification of the compound is difficult. To overcome these problems, an anthracene compound in which sites 1 and 9 are substituted with naphthalene or a diphenylanthracene compound in which an m-site of a phenyl group is substituted with an aryl group is used to manufacture an organic light-emitting diode. However, the organic light-emitting diodes using such compounds have low luminous efficiency.

Japanese Patent Application Publication No. 2000-3782 discloses an organic light-emitting diode that uses a monoanthracene derivative that is substituted with naphthalene. However, the organic light-emitting diode is not practically available due to its low luminous efficiency of about 1 cd/A.

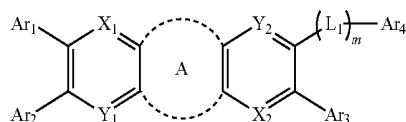
U.S. Pat. No. 5,972,247 discloses an organic light-emitting diode that uses a phenyl anthracene structure. However, because the compound is substituted with an aryl group at its m-site, luminous efficiency of the compound is as low as about 2 cd/A, although its heat resistance is high.

Also, KR 2010-0090280 discloses an organic light-emitting diode in which an emission layer includes a fused aromatic cyclic compound that has anthracene and benzophenanthrene.

SUMMARY OF THE INVENTION

The present invention provides a heterocyclic compound having a novel structure, an organic light-emitting diode including an organic layer that includes the heterocyclic compound, and a flat display device including the organic light-emitting diode.

According to an aspect of the present invention, there is provided a heterocyclic compound represented by Formula 1 below:



Formula 1

wherein one of X_1 and Y_1 is N and the other one is CR_1 ; one of X_2 and Y_2 is N and the other one is CR_2 ; A is a substituted or unsubstituted C_3 - C_{60} cycloalkyl ring, a substituted or unsubstituted C_5 - C_{60} aryl ring, a substituted or unsubstituted C_5 - C_{60} aryloxy ring, a substituted or unsubstituted C_5 - C_{60} arylthio ring, a substituted or unsubstituted C_2 - C_{60} fused polycyclic ring, or a combination thereof; Ar_1 to Ar_4 are each independently a hydrogen atom, a deuterium atom, a halogen atom, a hydroxyl group, a cyano group, a nitro group, a carboxyl group, a silyl group, a substituted or unsubstituted C_1 - C_{50} alkyl group, a substituted or unsubstituted C_2 - C_{50} alkenyl group, a substituted or unsubstituted C_2 - C_{50} alkynyl group, a substituted or unsubstituted C_1 - C_{50} alkoxy group, a substituted or unsubstituted C_3 - C_{50} cycloalkyl group; a substituted or unsubstituted C_3 - C_{50} cycloalkenyl group, a substituted or unsubstituted C_5 - C_{60} aryl group, a substituted or unsubstituted C_5 - C_{60} aryloxy group, a substituted or unsubstituted C_5 - C_{60} arylthio group, a substituted or unsubstituted C_2 - C_{60} heteroaryl group, a substituted or unsubstituted C_2 - C_{60} fused polycyclic group, a group represented by $N(Q_1)$ (Q_2), or a group represented by $Si(Q_3)(Q_4)(Q_5)$, wherein Q_1 to Q_5 are each independently a hydrogen atom, a deuterium atom, a halogen atom, a hydroxyl group, a cyano group, a nitro group, a carboxyl group, a silyl group, a substituted or unsubstituted C_1 - C_{50} alkyl group, a substituted or unsubstituted C_2 - C_{50} alkenyl group, a substituted or unsubstituted C_2 - C_{50} alkynyl group, a substituted or unsubstituted C_1 - C_{50} alkoxy group, a substituted or unsubstituted C_3 - C_{50} cycloalkyl group, a substituted or unsubstituted C_3 - C_{50} cycloalkenyl group, a substituted or unsubstituted C_5 - C_{60} aryl group, a substituted or unsubstituted C_5 - C_{60} aryloxy group, a substituted or unsubstituted C_5 - C_{60} arylthio group, a substituted or unsubstituted C_2 - C_{50} heteroaryl group, a substituted or unsubstituted C_2 - C_{60} fused polycyclic group, or a combination thereof; and from among Ar_1 to Ar_4 , adjacent two or more thereof may be bonded to form a saturated or unsaturated ring; L_1 is a substituted or unsubstituted phenylene group, a substituted or unsubstituted naphthylene group, a substituted or unsubstituted biphenylene group, a substituted or unsubstituted pentalenylene group, a substituted or unsubstituted indenylene group, a substituted or unsubstituted azulenylene group, a substituted or unsubstituted heptalenylene group, a substituted or unsubstituted pyridinylene group, a substituted or unsubstituted pyrimidinylene group, a substituted or unsubstituted pyrazinylene group, a substituted or unsubstituted triazinylene group, a substituted or unsubstituted triazolylene group, a substituted or unsubstituted oxadiazolylene group, a substituted or unsubstituted quinolinylene group, a substituted or unsubstituted thiophenylene group, or a combination thereof; m is an integer of 0 to 3; and R_1 and R_2 are each independently a hydrogen atom, a deuterium atom, a halogen atom, a hydroxyl group, a cyano group, a nitro group, a nitrile group, a carboxyl group, a silyl group, a substituted or unsubstituted C_1 - C_{50} alkyl group, a substituted or unsubstituted C_2 - C_{50} alkenyl group, a substituted or

unsubstituted C_2 - C_{50} alkynyl group, a substituted or unsubstituted C_1 - C_{50} alkoxy group, a substituted or unsubstituted C_3 - C_{50} cycloalkyl group, a substituted or unsubstituted C_3 - C_{50} cycloalkenyl group, a substituted or unsubstituted C_5 - C_{60} aryl group, or a combination thereof.

According to another aspect of the present invention, there is provided an organic light-emitting diode including: a first electrode; a second electrode disposed facing the first electrode; and an organic layer interposed between the first electrode and the second electrode, wherein the organic layer includes the heterocyclic compound represented by Formula 1, which is used alone or in a mixed form with other materials.

According to another aspect of the present invention, there is provided a flat display device including a transistor including a source, a drain, a gate, and an active layer and an organic light-emitting diode including the heterocyclic compound represented by Formula 1, wherein the organic light-emitting diode includes a first electrode and the first electrode is electrically connected to one of the source and the drain.

BRIEF DESCRIPTION OF THE DRAWINGS

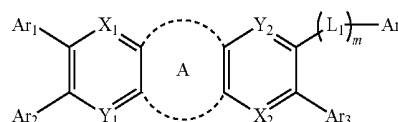
A more complete appreciation of the present invention, and many of the attendant advantages thereof, will be readily apparent as the present invention becomes better understood by reference to the following detailed description when considered in conjunction with the accompanying drawings in which like reference symbols indicate the same or similar components, wherein:

The above and other features and advantages of the present invention will become more apparent by describing in detail exemplary embodiments thereof with reference to FIG. 1 which is a schematic view of an organic light-emitting diode according to an embodiment of the present invention.

DETAILED DESCRIPTION OF THE INVENTION

The present invention will now be described more fully with reference to the accompanying drawings, in which exemplary embodiments of the present invention are shown. Expressions such as "at least one of," when preceding a list of elements, modify the entire list of elements and do not modify the individual elements of the list.

An aspect of the present invention provides a heterocyclic compound represented by Formula 1 below:



Formula 1

In Formula 1, one of X_1 and Y_1 may be N and the other one may be CR_1 , and one of X_2 and Y_2 may be N and the other one may be CR_2 . That is, when X_1 is N, Y_1 is a group including carbon (CR_1), and when X_1 is a group including carbon (CR_1), Y_1 is N. Likewise, one of X_2 and Y_2 may be N and the other one may be CR_2 . A cycle including X_1 and Y_1 and a cycle including X_2 and Y_2 each form a pyridine cycle.

In Formula 1, A may be a substituted or unsubstituted C_3 - C_{60} cycloalkyl ring, a substituted or unsubstituted C_5 - C_{60} aryl ring, a substituted or unsubstituted C_5 - C_{60} aryloxy ring, a substituted or unsubstituted C_5 - C_{60} arylthio ring, a substi-

5

tuted or unsubstituted C₂-C₆₀ fused polycyclic ring, or a combination thereof. A may be a mono-cyclic or a poly-cyclic ring.

In Formula 1, Ar₁ to Ar₄ may be each independently a hydrogen atom, a deuterium atom, a halogen atom, a hydroxyl group, a cyano group, a nitro group, a carboxyl group, a silyl group, a substituted or unsubstituted C₁-C₅₀ alkyl group, a substituted or unsubstituted C₂-C₅₀ alkenyl group, a substituted or unsubstituted C₂-C₅₀ alkynyl group, a substituted or unsubstituted C₁-C₅₀ alkoxy group, a substituted or unsubstituted C₃-C₅₀ cycloalkyl group, a substituted or unsubstituted C₃-C₅₀ cycloalkenyl group, a substituted or unsubstituted C₅-C₆₀ aryl group, a substituted or unsubstituted C₅-C₆₀ aryloxy group, a substituted or unsubstituted C₅-C₆₀ arylthio group, a substituted or unsubstituted C₂-C₆₀ heteroaryl group, a substituted or unsubstituted C₂-C₆₀ fused polycyclic group, a group represented by N(Q₁)(Q₂), or a group represented by Si(Q₃)(Q₄)(Q₅) (where Q₁ to Q₅ may be each independently a hydrogen atom, a deuterium atom, a halogen atom, a hydroxyl group, a cyano group, a nitro group, a carboxyl group, a silyl group, a substituted or unsubstituted C₁-C₅₀ alkyl group, a substituted or unsubstituted C₂-C₅₀ alkenyl group, a substituted or unsubstituted C₂-C₅₀ alkynyl group, a substituted or unsubstituted C₁-C₅₀ alkoxy group, a substituted or unsubstituted C₃-C₅₀ cycloalkyl group, a substituted or unsubstituted C₃-C₅₀ cycloalkenyl group, a substituted or unsubstituted C₅-C₆₀ aryl group, a substituted or unsubstituted C₅-C₆₀ aryloxy group, a substituted or unsubstituted C₅-C₆₀ arylthio group, a substituted or unsubstituted C₂-C₆₀ heteroaryl group, a substituted or unsubstituted C₂-C₆₀ fused polycyclic group, or a combination thereof). From among Ar₁ to Ar₄, adjacent two or more thereof may be bonded to form a saturated or unsaturated ring.

In Formula 1, L₁ may be a linker, and may be a substituted or unsubstituted phenylene group, a substituted or unsubstituted naphthylene group, a substituted or unsubstituted biphenylene group, a substituted or unsubstituted pentalenylene group, a substituted or unsubstituted indenylene group, a substituted or unsubstituted azulenylenylene group, a substituted or unsubstituted heptalenylene group, a substituted or unsubstituted pyridinylene group, a substituted or unsubstituted pyrimidinylene group, a substituted or unsubstituted pyrazinylene group, a substituted or unsubstituted triazinylene group, a substituted or unsubstituted triazolylene group, a substituted or unsubstituted oxadiazolylene group, a substituted or unsubstituted quinolinylene group, a substituted or unsubstituted thiophenylene group, or a combination thereof; and m may be an integer of 0 to 3. If m is 0, L₁ means a single bond, and if m is 2 or more, a plurality of L₁ may be identical to or different from each other.

In Formula 1, R₁ and R₂ may be each independently a hydrogen atom, a deuterium atom, a halogen atom, a hydroxyl group, a cyano group, a nitro group, a nitrile group, a carboxyl group, a silyl group, a substituted or unsubstituted C₁-C₅₀ alkyl group, a substituted or unsubstituted C₂-C₅₀ alkenyl group, a substituted or unsubstituted C₂-C₅₀ alkynyl group, a substituted or unsubstituted C₁-C₅₀ alkoxy group, a substituted or unsubstituted C₃-C₅₀ cycloalkyl group, a substituted or unsubstituted C₃-C₅₀ cycloalkenyl group, a substituted or unsubstituted C₅-C₆₀ aryl group, or a combination thereof.

The heterocyclic compound represented by Formula 1 may have a high glass transition temperature or melting point due to the introduction of a heterocyclic skeleton therein. Accordingly, an organic light-emitting diode including the heterocyclic compound represented by Formula 1 has a resistance against a Joule's heat generated in an organic layer during

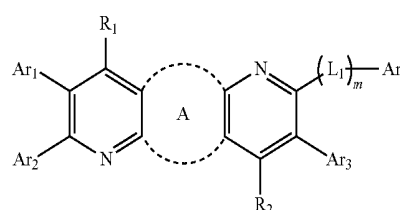
6

light emission, a Joule's heat that is generated between organic layers, or a Joule's heat that is generated between an organic layer and a metallic electrode, and thus has stronger resistance under high-temperature environments.

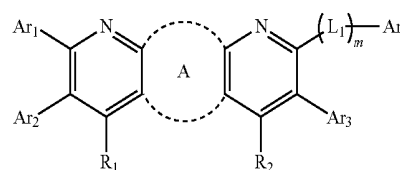
The heterocyclic compound represented by Formula 1 has electrical stability, a high charge transporting capability, and a high light-emitting capability, and thus when used in an organic light-emitting diode, the heterocyclic compound may be effectively used as a light-emitting material or an electron injection material or an electron transport material in various colors, such as red, green, blue, and white fluorescent and phosphorescent devices.

The heterocyclic compound represented by Formula 1 may be represented by Formulae 2A or 2B below:

Formula 2A



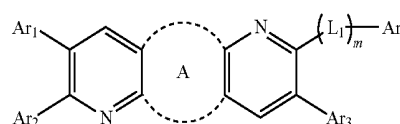
Formula 2B



In Formulae 2A and 2B, A may be a substituted or unsubstituted naphthalene ring, a substituted or unsubstituted pentalene ring, a substituted or unsubstituted indene ring, a substituted or unsubstituted azulene ring, a substituted or unsubstituted heptalene ring, a substituted or unsubstituted indacene ring, a substituted or unsubstituted acenaphthalene ring, a substituted or unsubstituted fluorene ring, a substituted or unsubstituted spiro-fluorene ring, a substituted or unsubstituted phenalene ring, a substituted or unsubstituted phenanthrene ring, a substituted or unsubstituted anthracene ring, a substituted or unsubstituted fluoranthene ring, a substituted or unsubstituted triphenylene ring, a substituted or unsubstituted pyrene ring, a substituted or unsubstituted chrysene ring, a substituted or unsubstituted naphthacene ring, a substituted or unsubstituted tetrahelicene ring, a substituted or unsubstituted picene ring, a substituted or unsubstituted perylene ring, a substituted or unsubstituted pentaphene ring, a substituted or unsubstituted benzopyrene ring and substituted or unsubstituted hexacene ring, or a combination thereof. Also, Ar₁, Ar₂, Ar₃, Ar₄, L₁, m, R₁ and R₂ have already been defined with reference to Formula 1.

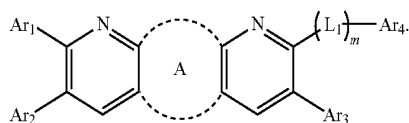
The heterocyclic compound represented by Formula 1 may be represented by Formulae 3A or 3B below:

Formula 3A



7

-continued



Formula 3B

In Formulae 3A and 3B, A forms a skeleton together with a pyridine group, and may be a substituted or unsubstituted naphthalene ring, a substituted or unsubstituted pentalene ring, a substituted or unsubstituted indene ring, a substituted or unsubstituted azulene ring, a substituted or unsubstituted heptalene ring, a substituted or unsubstituted indacene ring, a substituted or unsubstituted acenaphthalene ring, a substituted or unsubstituted fluorene ring, a substituted or unsubstituted spiro-fluorene ring, a substituted or unsubstituted phenanthrene ring, a substituted or unsubstituted anthracene ring, a substituted or unsubstituted fluoranthene ring, a substituted or unsubstituted triphenylene ring, a substituted or unsubstituted pyrene ring, a substituted or unsubstituted chrysene ring, a substituted or unsubstituted naphthacene ring, a substituted or unsubstituted tetrahelicene ring, a substituted or unsubstituted picene ring, a substituted or unsubstituted perylene ring, a substituted or unsubstituted pentaphene ring, a substituted or unsubstituted benzopyrene ring, a substituted or unsubstituted hexacene ring, or a combination thereof.

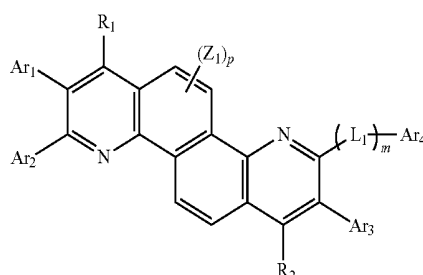
In Formulae 3A and 3B, Ar₁, Ar₂, Ar₃, and Ar₄ are substituents and may be each independently a hydrogen atom, a deuterium atom, a halogen atom, a hydroxyl group, a cyano group, a nitro group, a carboxyl group, a silyl group, a substituted or unsubstituted methyl group, a substituted or unsubstituted ethyl group, a substituted or unsubstituted propyl group, a substituted or unsubstituted butyl group, a substituted or unsubstituted isobutyl group, a substituted or unsubstituted phenyl group, a substituted or unsubstituted biphenyl group, a substituted or unsubstituted naphthyl group, a substituted or unsubstituted imidazolyl group, a substituted or unsubstituted benzoimidazolyl group, a substituted or unsubstituted phenylbenzoimidazolyl group, a substituted or unsubstituted pyridinyl group, a substituted or unsubstituted bipyridinyl group, a substituted or unsubstituted imidazopyridinyl group, a substituted or unsubstituted phenylimidazopyridinyl group, a substituted or unsubstituted pyrimidinyl group, a substituted or unsubstituted phenylpyrimidinyl group, a substituted or unsubstituted imidazopyrimidinyl group, a substituted or unsubstituted phenylimidazopyrimidinyl group, a substituted or unsubstituted pyrazinyl group, a substituted or unsubstituted quinolinyl group, a substituted or unsubstituted isoquinolinyl group, a substituted or unsubstituted thiophenyl group, a substituted or unsubstituted benzo[b]thiophenyl group, a substituted or unsubstituted bithiophenyl group, a substituted or unsubstituted dibenzothiophenyl group, a substituted or unsubstituted oxadiazolyl group, a substituted or unsubstituted phenyloxadiazolyl group, a substituted or unsubstituted triazinyl group, a substituted or unsubstituted phenyltriazinyl group, a substituted or unsubstituted triazolyl group, a substituted or unsubstituted phenyltriazolyl group, or a combination thereof.

In Formulae 3A and 3B, L₁ is a linker and may be a substituted or unsubstituted phenylene group, a substituted or unsubstituted naphthylene group, a substituted or unsubstituted biphenylene group, a substituted or unsubstituted pentalenylene group, a substituted or unsubstituted indenylene group, a substituted or unsubstituted azulenylene group, a

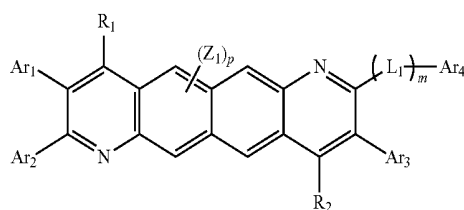
8

substituted or unsubstituted heptalenylene group, a substituted or unsubstituted pyridinylene group, a substituted or unsubstituted pyrimidinylene group, a substituted or unsubstituted pyrazinylene group, a substituted or unsubstituted triazinylene group, a substituted or unsubstituted triazolylene group, a substituted or unsubstituted oxadiazolylene group, a substituted or unsubstituted quinolinylene group, a substituted or unsubstituted thiophenylene group, or a combination thereof, and m is 0 or 1. If m is 0, L₁ means a single bond.

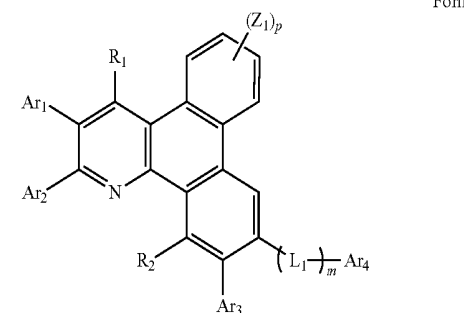
The heterocyclic compound represented by Formula 1 may be represented by one of Formulae 4A to 4H below:



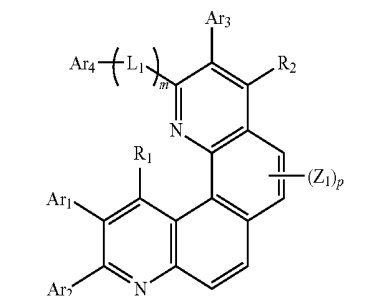
Formula 4A



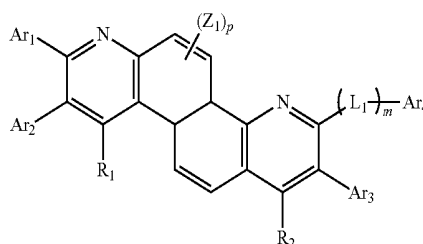
Formula 4B



Formula 4C



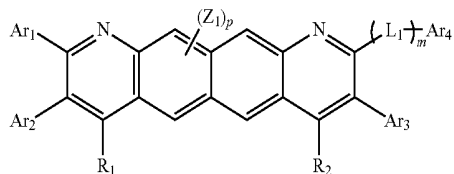
Formula 4D



Formula 4E

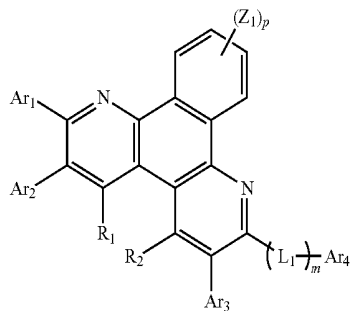
9
-continued

Formula 4F



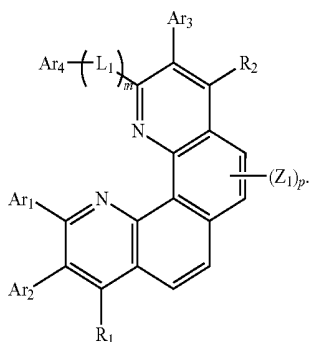
5

Formula 4G



15

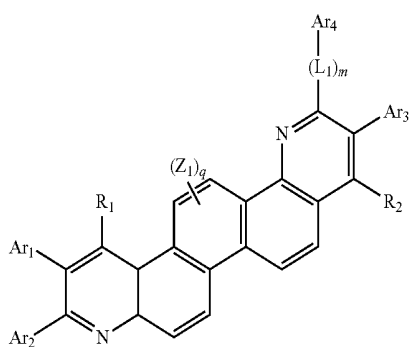
Formula 4H



35

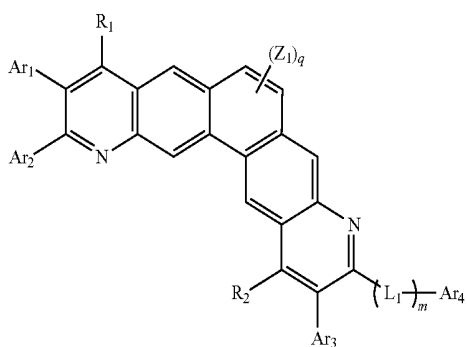
The heterocyclic compound represented by Formula 1 may be represented by one of Formulae 5A to 5F below:

Formula 5A



50

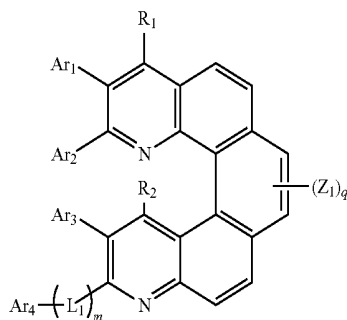
Formula 5B



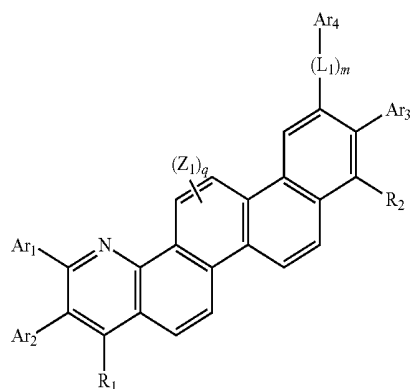
65

10
-continued

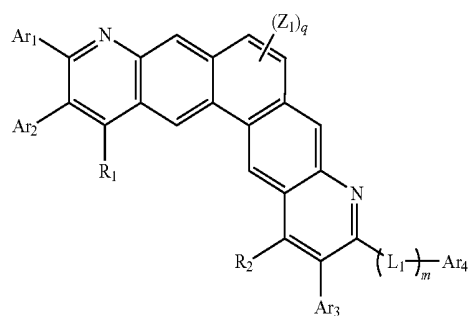
Formula 5C



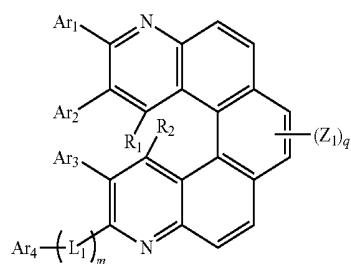
Formula 5D



Formula 5E

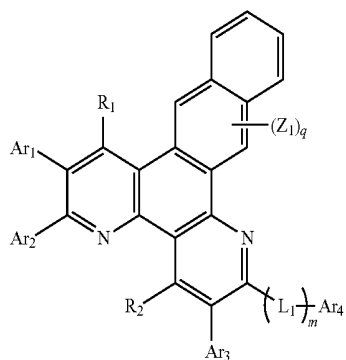


Formula 5F



The heterocyclic compound represented by Formula 1 may be represented by one of Formulae 6A to 6F below:

11

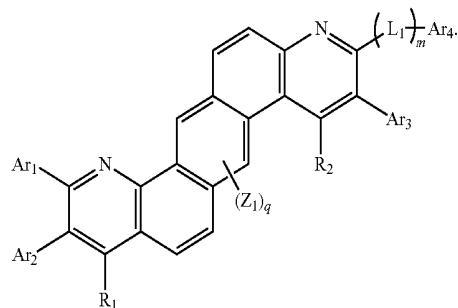


Formula 6A

12

-continued

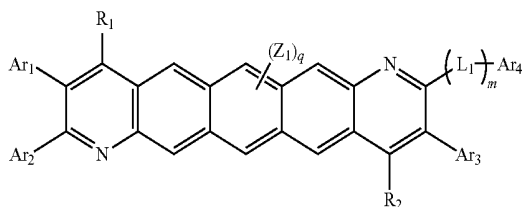
5



10

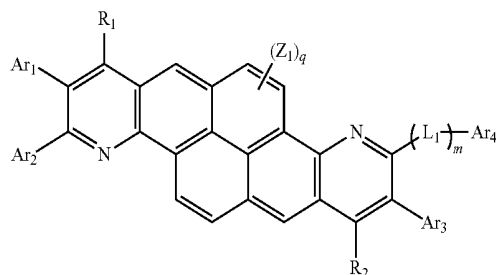
The heterocyclic compound represented by Formula 1 may be represented by one of Formulae 7A to 7F below:

Formula 6B



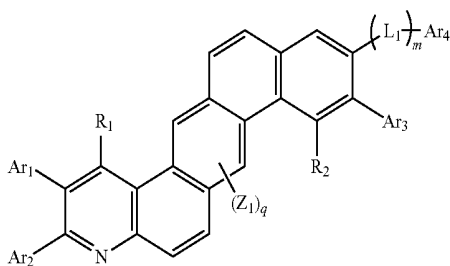
20

Formula 7A



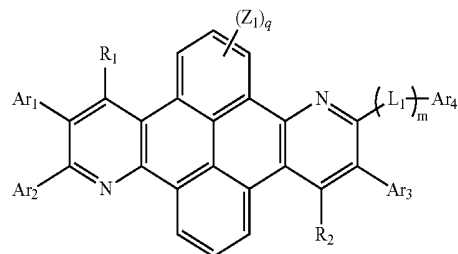
25

Formula 6C



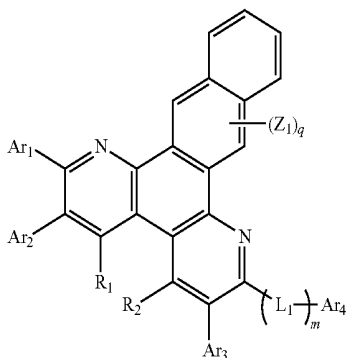
30

Formula 7B



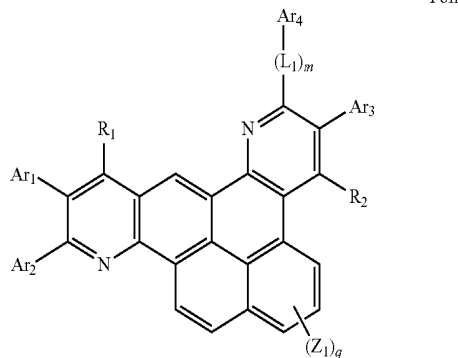
35

Formula 6D



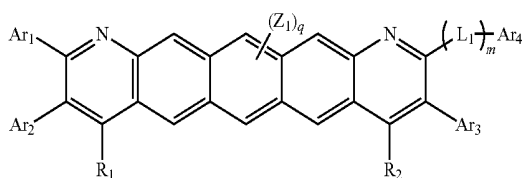
40

Formula 7C



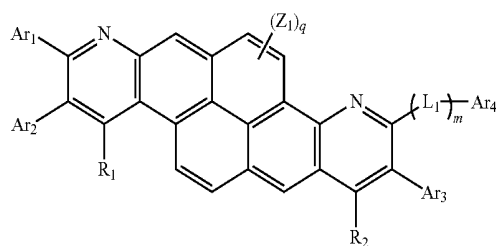
45

Formula 6E



50

Formula 7D

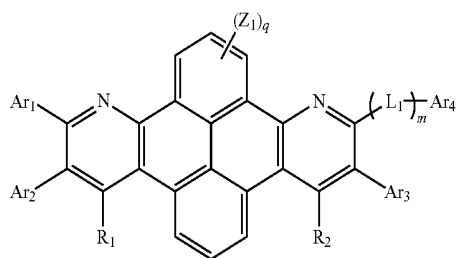


55

60

65

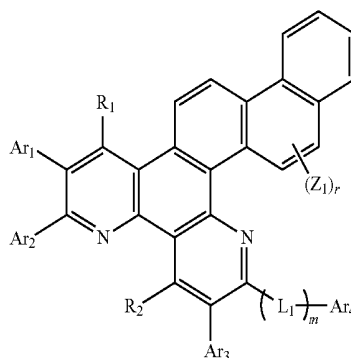
13
-continued



Formula 7E

5

14
-continued

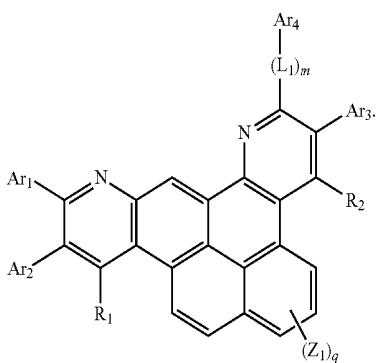


Formula 8C

10

15

Formula 7F

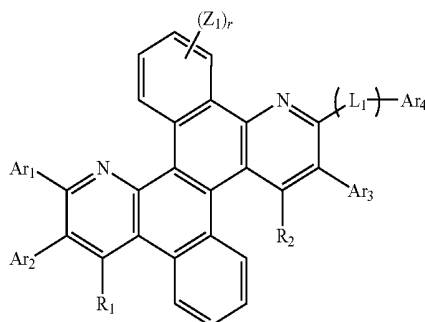


20

25

30

Formula 8D

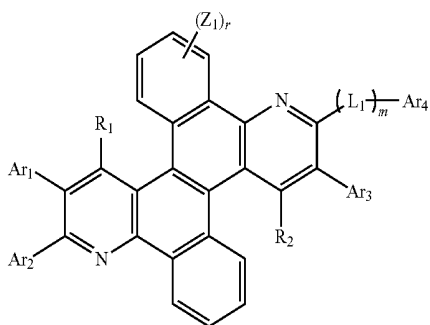


The heterocyclic compound represented by Formula 1 may be represented by one of Formulae 8A to 8F below:

35

<Formula 8E>

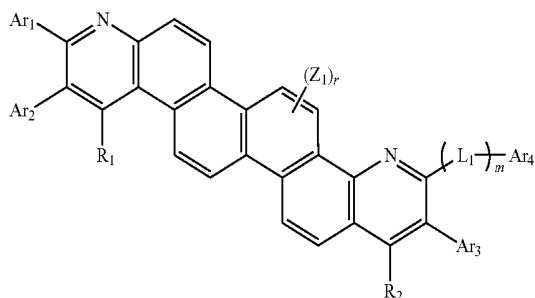
Formula 8A



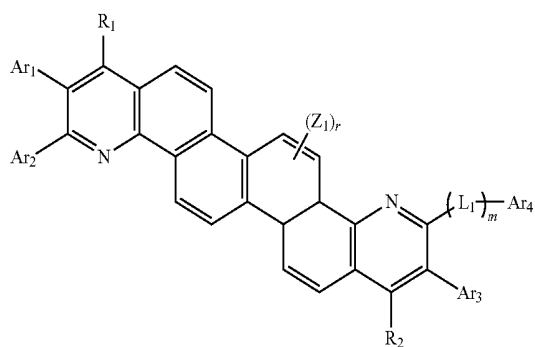
40

45

50



Formula 8B

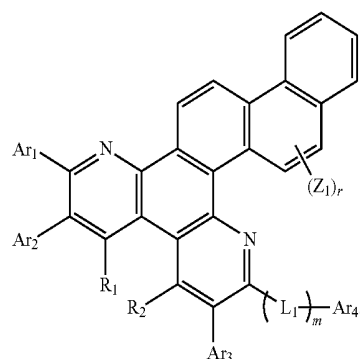


55

60

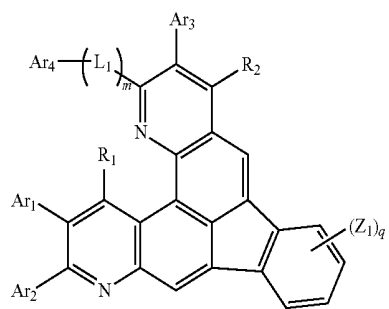
65

Formula 8F



The heterocyclic compound represented by Formula 1 may be represented by Formula 9A or Formula 9B below:

15



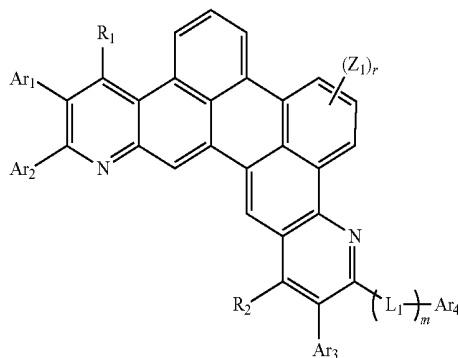
Formula 9A

16

-continued

Formula 10C

5

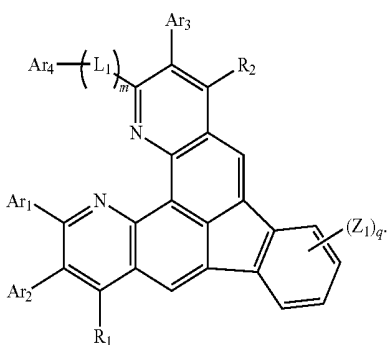


10

15

Formula 9B

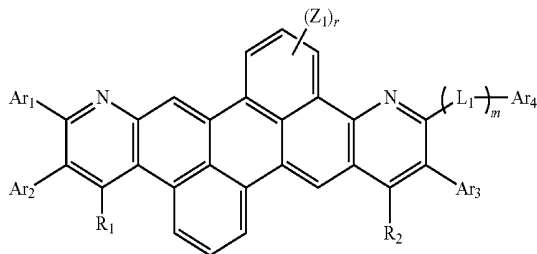
Formula 10D



20

25

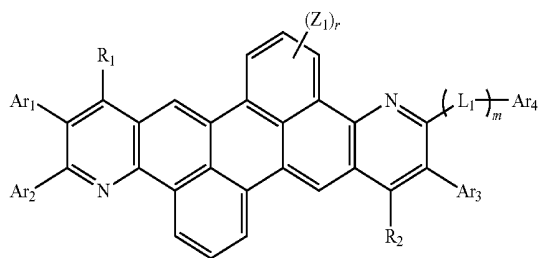
30



The heterocyclic compound represented by Formula 1 may be represented by one of Formulae 10A to 10F, below:

Formula 10E

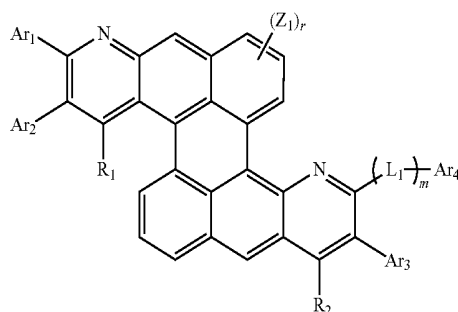
Formula 10A



35

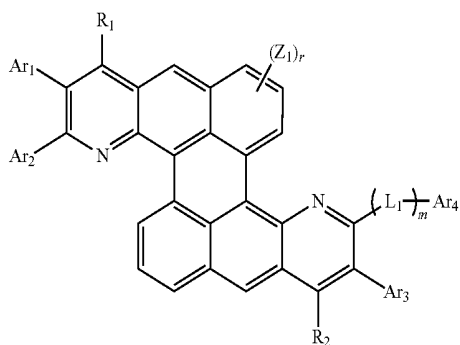
40

45



Formula 10F

Formula 10B

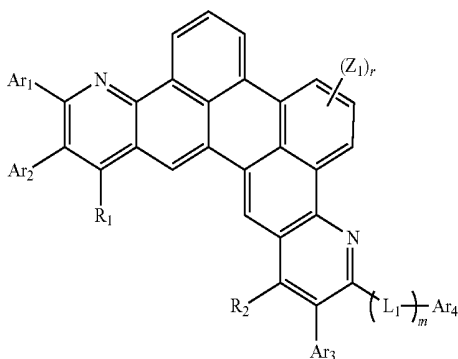


50

55

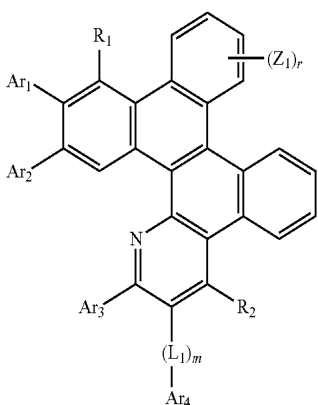
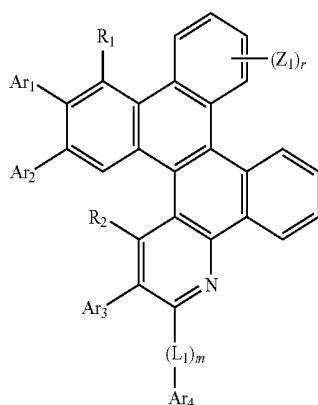
60

65

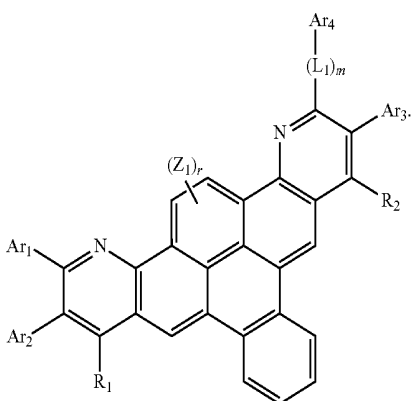
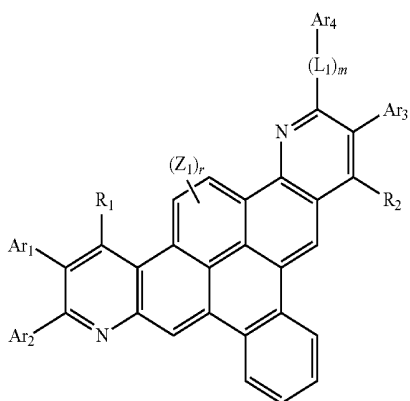


The heterocyclic compound represented by Formula 1 may be represented by Formula 11A or Formula 11B below:

17



The heterocyclic compound represented by Formula 1 may be represented by Formula 12A or Formula 12B below:



18

The heterocyclic compound represented by Formula 1 may be represented by Formula 13A or Formula 13B below:

Formula 11A

5

Formula 13A

10

Formula 11B

20

Formula 13B

25

30

35

Formula 12A

40

45

50

Formula 12B

55

60

65

In Formulae 4A to 4H, 5A to 5F, 6A to 6F, 7A to 7F, 8A to 8F, 9A and 9B, 10A to 10F, 11A and 11B, 12A and 12B, and 13A and 13B, Ar₁, Ar₂, Ar₃ and Ar₄ may be each independently a hydrogen atom, a deuterium atom, a halogen atom, a hydroxyl group, a cyano group, a nitro group, a carboxyl group, a silyl group, a substituted or unsubstituted C₁-C₅₀ alkyl group, a substituted or unsubstituted C₂-C₅₀ alkenyl group, a substituted or unsubstituted C₂-C₅₀ alkynyl group, a substituted or unsubstituted C₁-C₅₀ alkoxy group, a substituted or unsubstituted C₃-C₅₀ cycloalkyl group, a substituted or unsubstituted C₃-C₅₀ cycloalkenyl group, a substituted or unsubstituted C₅-C₆₀ aryl group, a substituted or unsubstituted C₅-C₆₀ aryloxy group, a substituted or unsubstituted C₅-C₆₀ arylthio group, a substituted or unsubstituted C₂-C₆₀ heteroaryl group, a substituted or unsubstituted fused polycyclic group, a group represented by N(Q₁)(Q₂), or a group represented by Si(Q₃)(Q₄)(Q₅) (wherein Q₁ to Q₅ may be each independently a hydrogen atom, a deuterium atom, a halogen atom, a hydroxyl group, a cyano group, a nitro group, a carboxyl group, a silyl group, a substituted or unsubstituted C₁-C₅₀ alkyl group, a substituted or unsubstituted C₂-C₅₀ alkenyl group, a substituted or unsubstituted C₂-C₅₀ alkynyl group, a substituted or unsubstituted C₁-C₅₀ alkoxy group, a substituted or unsubstituted C₃-C₅₀ cycloalkyl group, a substituted or unsubstituted C₃-C₅₀ cycloalkenyl group, a substituted or unsubstituted C₅-C₆₀ aryl group, a substituted or unsubstituted C₅-C₆₀ aryloxy group, a substituted or unsubstituted C₅-C₆₀ arylthio group, a substituted or unsubstituted C₂-C₆₀ heteroaryl group, a substituted or unsubstituted C₂-C₆₀ fused polycyclic group, or a combination thereof.)

From among Ar₁ to Ar₄, adjacent two or more thereof may be bonded to form a saturated or unsaturated ring.

For example, Ar₁, Ar₂, Ar₃ and Ar₄ may be each independently a hydrogen atom, a deuterium atom, a halogen atom, a hydroxyl group, a cyano group, a nitro group, a carboxyl group, a silyl group, a substituted or unsubstituted methyl group, a substituted or unsubstituted ethyl group, a substituted or unsubstituted propyl group, a substituted or unsubstituted butyl group, a substituted or unsubstituted isobutyl group, a substituted or unsubstituted phenyl group, a substituted or unsubstituted biphenyl group, a substituted or unsubstituted naphthyl group, a substituted or unsubstituted imidazolyl group, a substituted or unsubstituted benzimidazolyl group, a substituted or unsubstituted phenylbenzimidazolyl group, a substituted or unsubstituted pyridinyl group, a substituted or unsubstituted phenylpyridinyl group, a substituted or unsubstituted bipyridinyl group, a substituted or unsubstituted imidazopyridinyl group, a substituted or unsubstituted phenylimidazopyridinyl group, a substituted or unsubstituted pyrimidinyl group, a substituted or unsubstituted phenylpyrimidinyl group, a substituted or unsubstituted imidazopyrimidinyl group, a substituted or unsubstituted phenylimidazopyrimidinyl group, a substituted or unsubstituted pyrazinyl group, a substituted or unsubstituted quinolinyl group, a substituted or unsubstituted isoquinolinyl group, a substituted or unsubstituted thiophenyl group, a substituted or unsubstituted benzo[b]thiophenyl group, a substituted or unsubstituted bithiophenyl group, a substituted or unsubstituted dibenzothiophenyl group, a substituted or unsubstituted oxadiazolyl group, a substituted or unsubstituted phenyloxadiazolyl group, a substituted or unsubstituted triazinyl group, a substituted or unsubstituted phenyltriazinyl group, a substituted or unsubstituted triazolyl group, a substituted or unsubstituted phenyltriazolyl group, or a combination thereof.

L₁ may be a substituted or unsubstituted phenylene group, a substituted or unsubstituted naphthylene group, a substituted or unsubstituted biphenylene group, a substituted or unsubstituted pentalenylene group, a substituted or unsubstituted indenylene group, a substituted or unsubstituted azulenylene group, a substituted or unsubstituted heptalenylene group, a substituted or unsubstituted pyridinylene group, a substituted or unsubstituted pyrimidinylene group, a substituted or unsubstituted pyrazinylene group, a substituted or unsubstituted triazinylene group, a substituted or unsubstituted triazolylene group, a substituted or unsubstituted oxadiazolylene group, a substituted or unsubstituted quinolinylene group, a substituted or unsubstituted thiophenylene group, or a combination thereof, and m may be an integer of 0 to 3.

R₁ and R₂ may be each independently a hydrogen atom, a deuterium atom, a halogen atom, a hydroxyl group, a cyano group, a nitro group, a nitrile group, a carboxyl group, a silyl group, a substituted or unsubstituted C₁-C₅₀ alkyl group, a substituted or unsubstituted C₂-C₅₀ alkenyl group, a substituted or unsubstituted C₂-C₅₀ alkynyl group, a substituted or unsubstituted C₁-C₅₀ alkoxy group, a substituted or unsubstituted C₃-C₅₀ cycloalkyl group, a substituted or unsubstituted C₃-C₅₀ cycloalkenyl group, a substituted or unsubstituted C₅-C₆₀ aryl group, or a combination thereof.

For example, R₁ and R₂ may be each independently a hydrogen atom, a deuterium atom, a halogen atom, a hydroxyl group, a cyano group, a nitro group, a nitrile group, a carboxyl group, a silyl group, or a substituted or unsubstituted C₁-C₅₀ alkyl group.

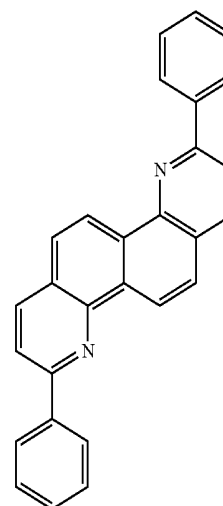
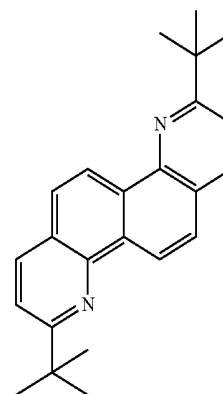
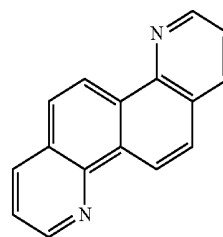
Z₁ may be independently a hydrogen atom, a deuterium atom, a halogen atom, a hydroxyl group, a cyano group, a nitro group, a nitrile group, a carboxyl group, a silyl group, a

substituted or unsubstituted C₁-C₅₀ alkyl group, a substituted or unsubstituted C₂-C₅₀ alkenyl group, a substituted or unsubstituted C₂-C₅₀ alkynyl group, a substituted or unsubstituted C₁-C₅₀ alkoxy group, a substituted or unsubstituted C₃-C₅₀ cycloalkyl group, a substituted or unsubstituted C₃-C₅₀ cycloalkenyl group, a substituted or unsubstituted C₅-C₆₀ aryl group, or a combination thereof.

P may be an integer of 1 to 4, q may be an integer of 1 to 6, r may be an integer of 1 to 8, and when p, q or r are 2 or more, a plurality of Z₁ may be identical to or different from each other.

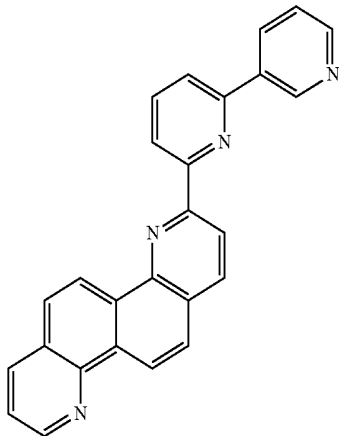
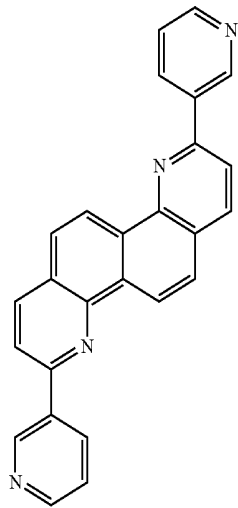
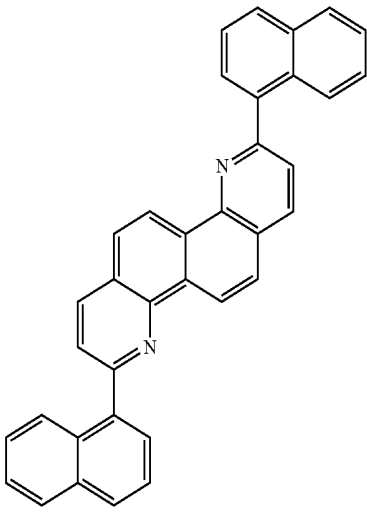
The heterocyclic compounds represented by Formulae 4A to 4H, 5A to 5F, 6A to 6F, 7A to 7F, 8A to 8F, 9A and 9B, 10A to 10F, 11A and 11B, 12A and 12B, and 13A and 13B may include a pyridine structure in their skeletons, in particular, at opposite terminals of their skeletons. Thus, an organic light-emitting diode including the heterocyclic compounds has high durability during preservation and operation.

Detailed examples of the heterocyclic compound represented by Formula 1 are Compounds 1 to 79, but are not limited thereto:



21

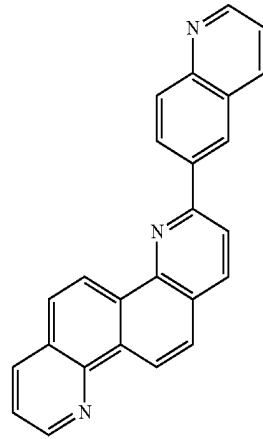
-continued



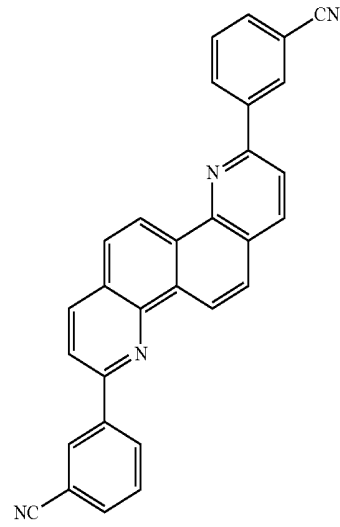
22

-continued

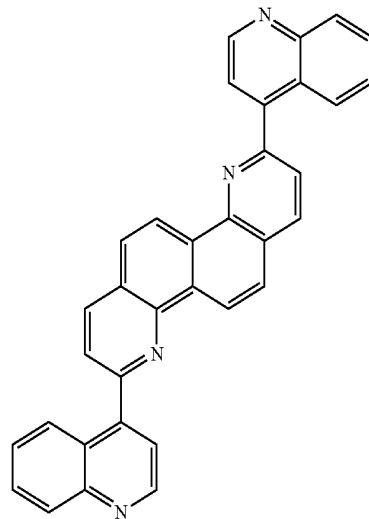
4
5
10
15
20



25
5
30
35
40
45



50
55
60
65



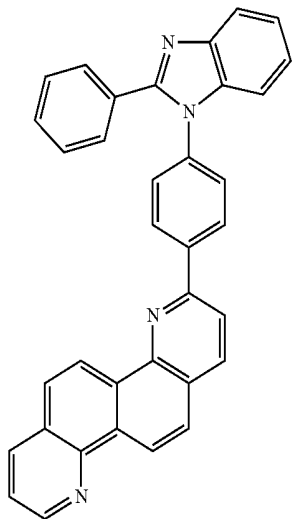
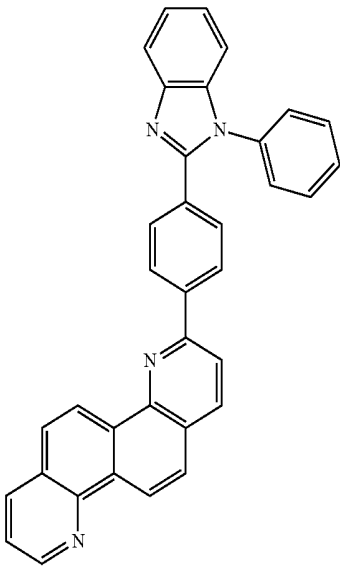
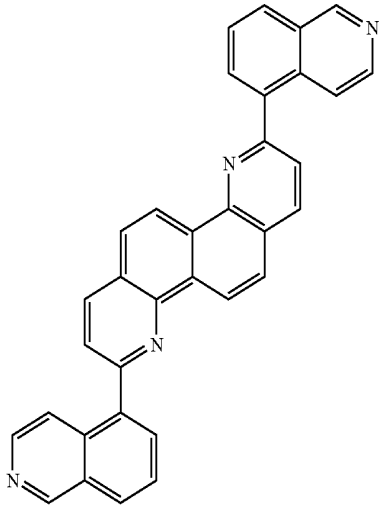
7

8

9

23

-continued



24

-continued

10

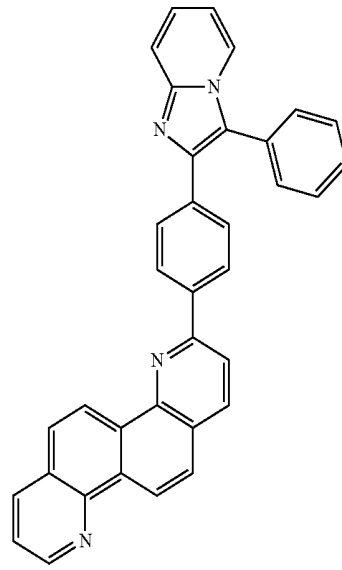
13

5

10

15

20



11

25

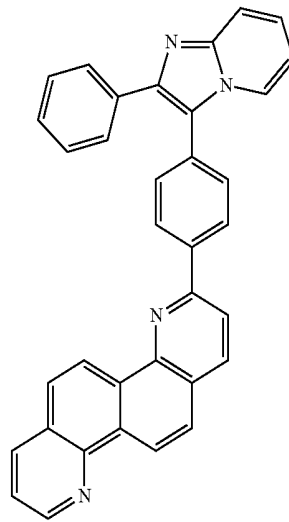
14

30

35

40

45



12

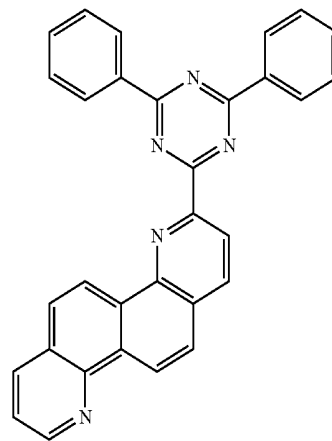
50

15

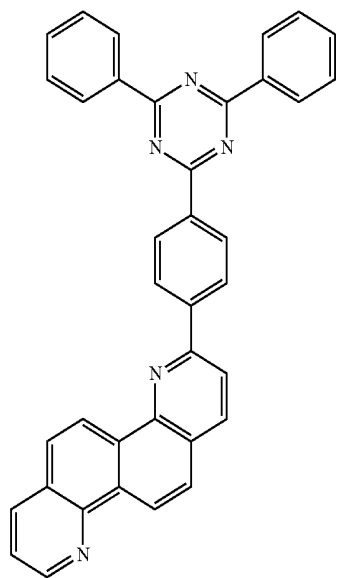
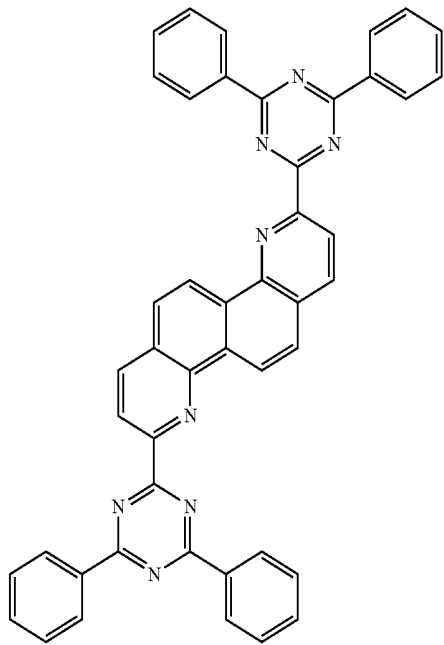
55

60

65

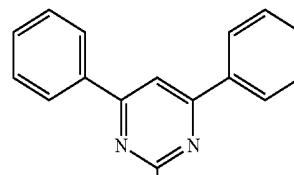


25
-continued

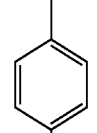


26
-continued

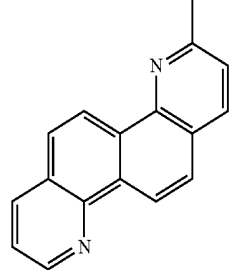
5
16



10



15

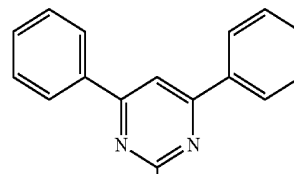


20

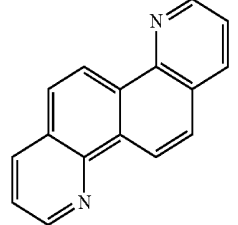
25

18

30



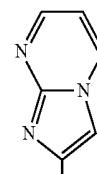
35



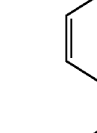
40

17

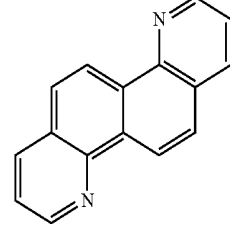
45



50



55



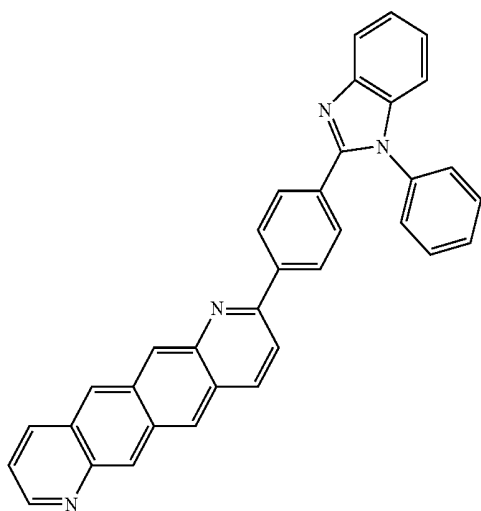
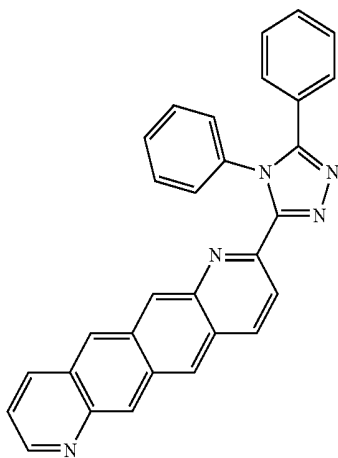
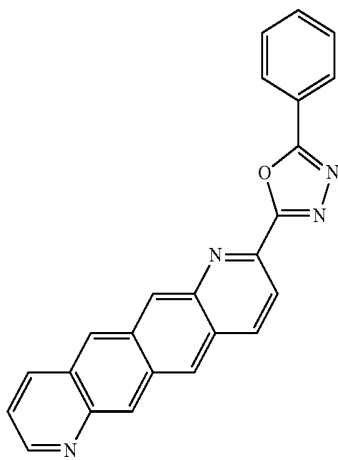
60

65

19

20

27
-continued



28
-continued

21

5

10

15

20

25

30

35

40

45

23

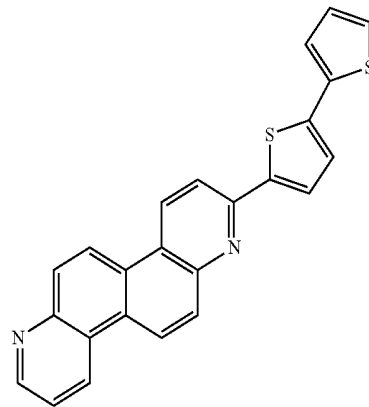
50

55

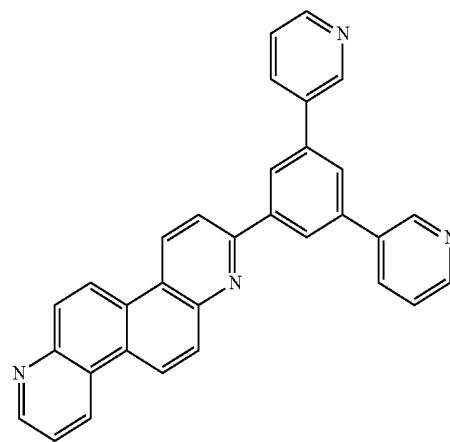
60

65

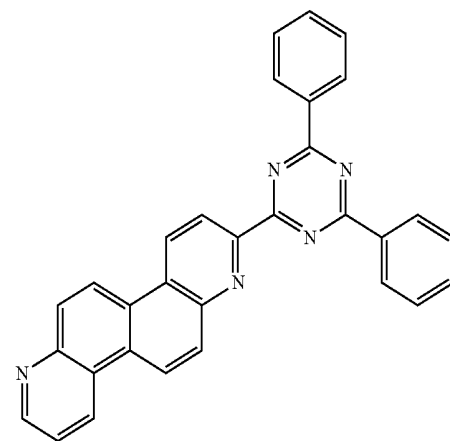
24



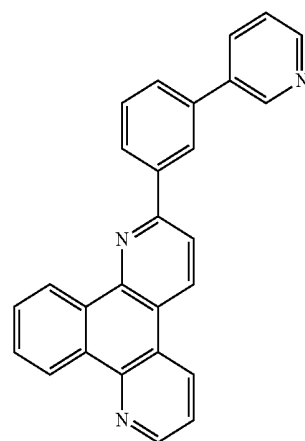
25



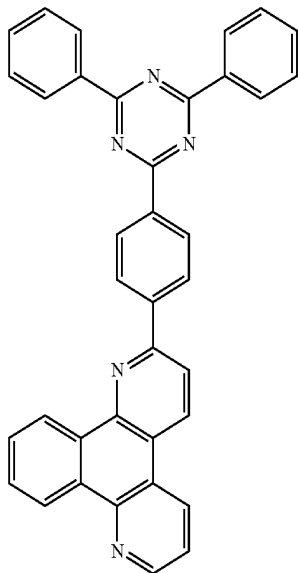
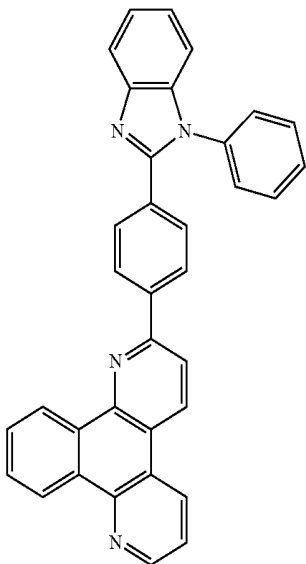
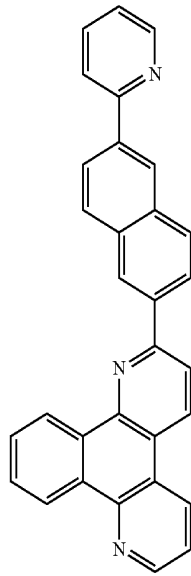
26



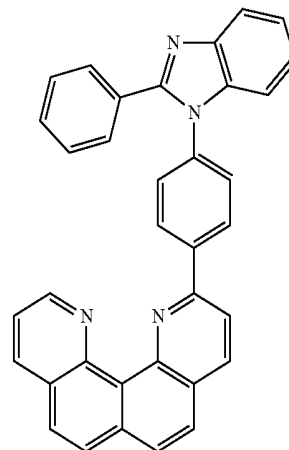
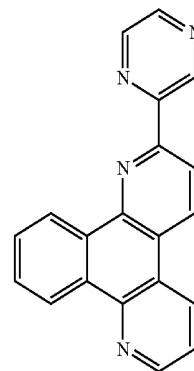
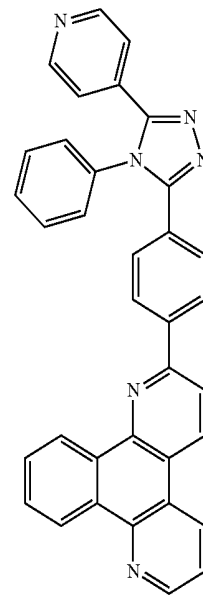
27



29
-continued



30
-continued



28

5

10

15

20

29

25

30

35

40

30 45

50

55

60

65

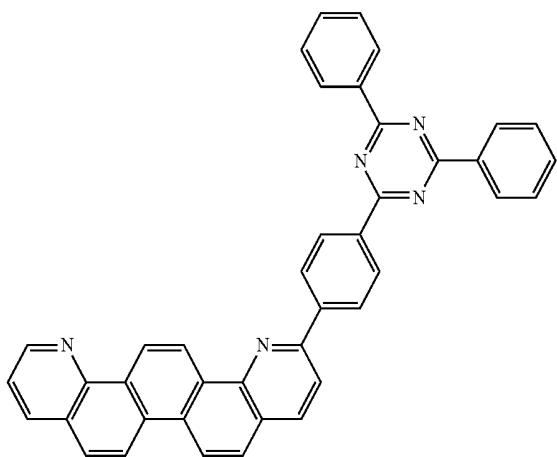
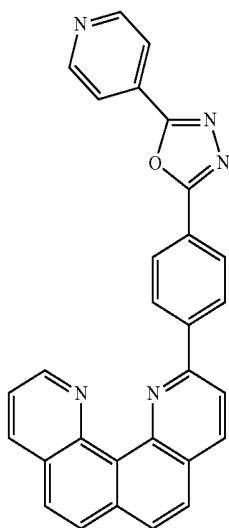
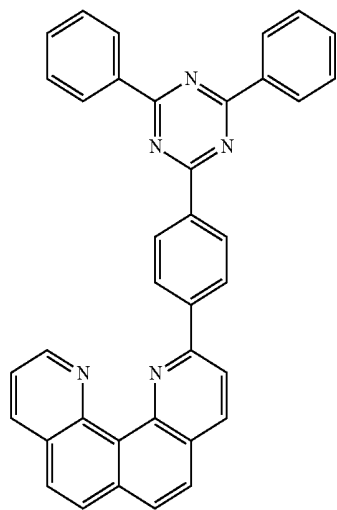
31

32

33

31

-continued



32

-continued

34

5

10

15

20

25

30

35

40

45

36

50

55

60

65

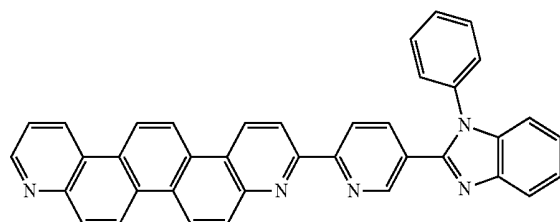
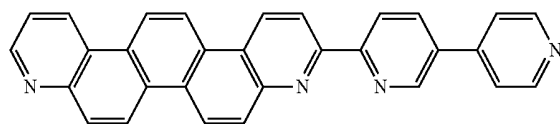
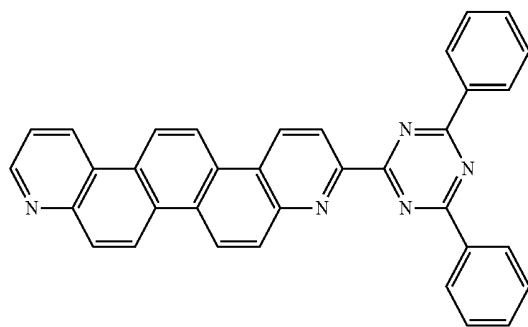
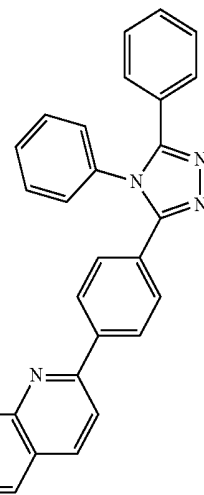
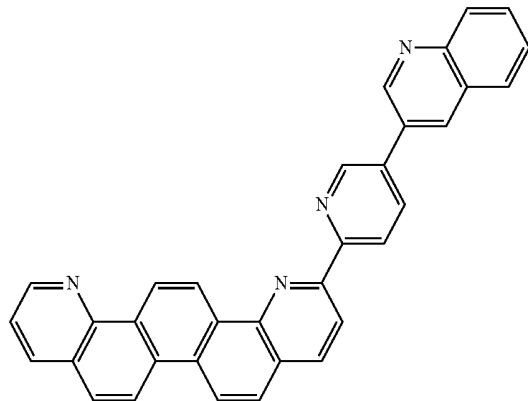
37

38

39

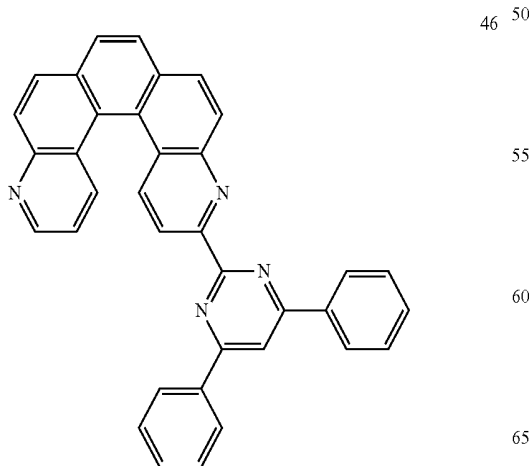
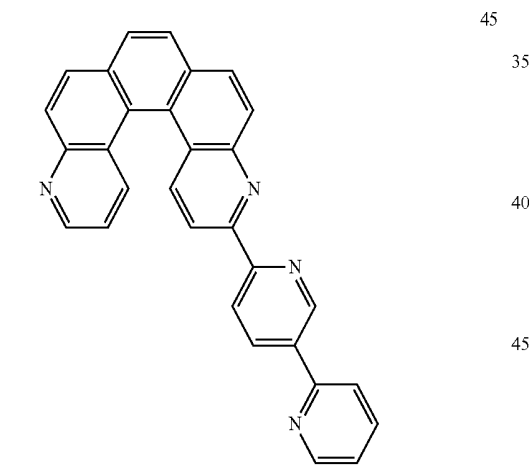
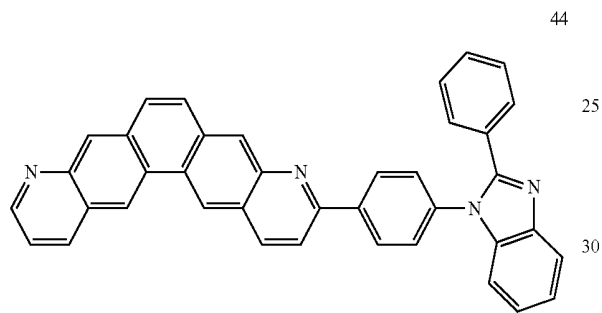
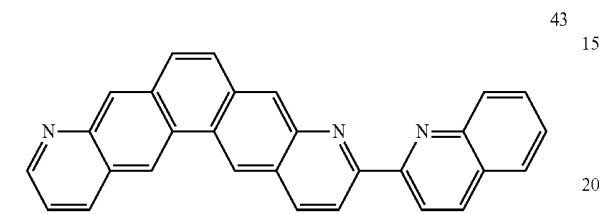
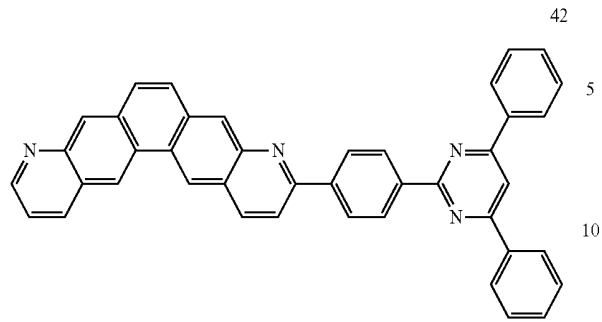
40

41



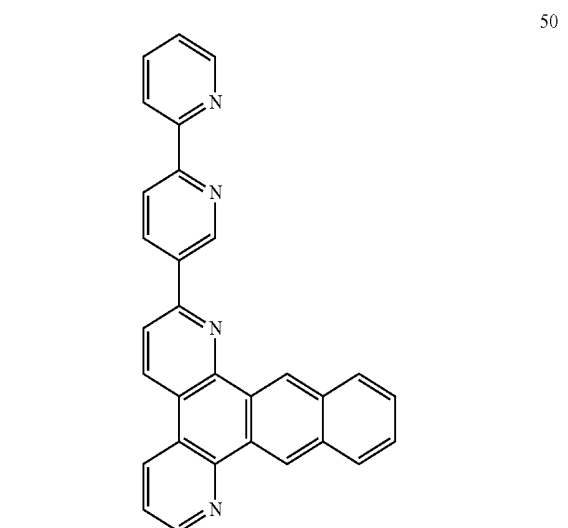
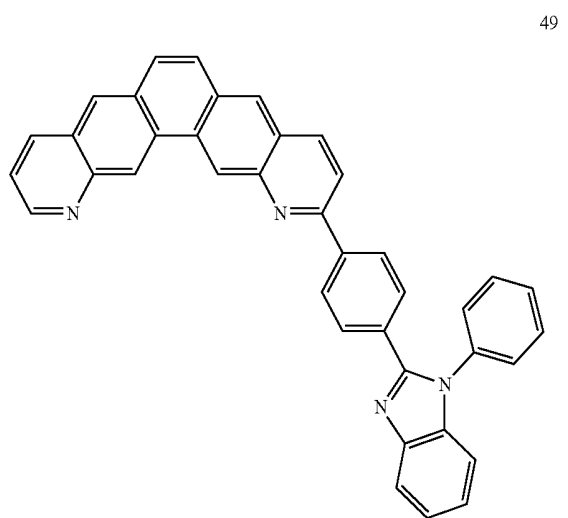
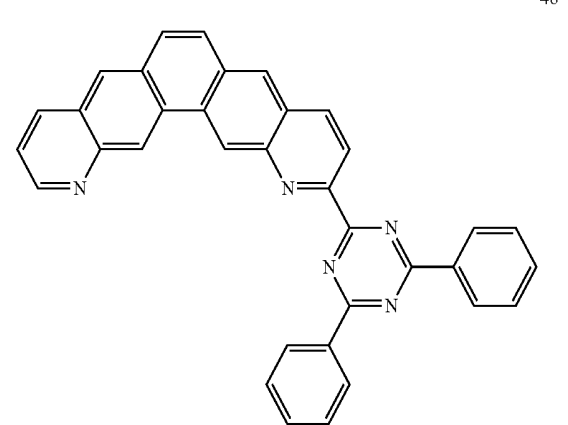
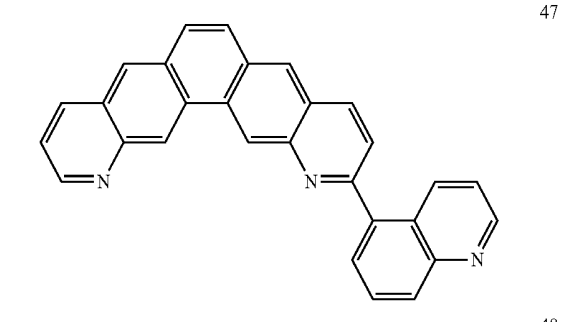
33

-continued



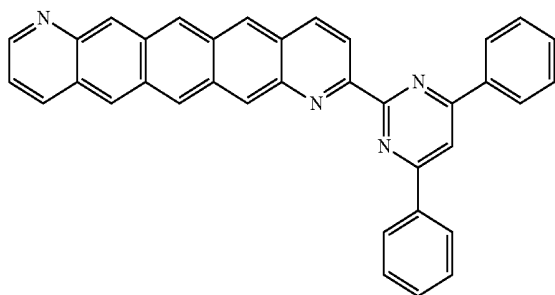
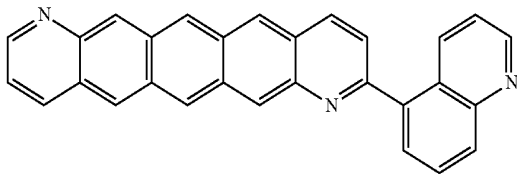
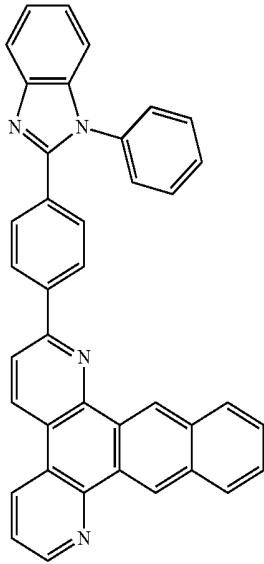
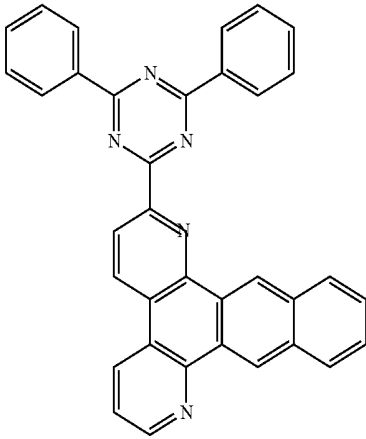
34

-continued



35

-continued

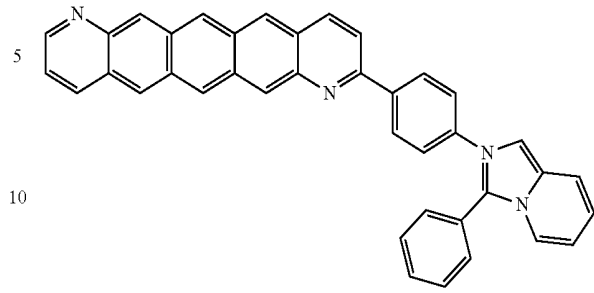


36

-continued

51

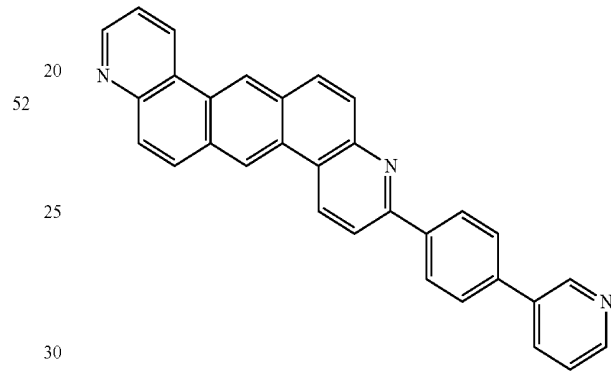
55



10

15

56

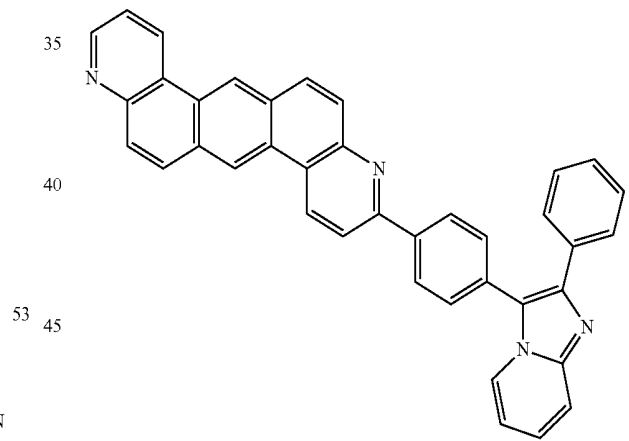


20

25

30

57



35

40

45

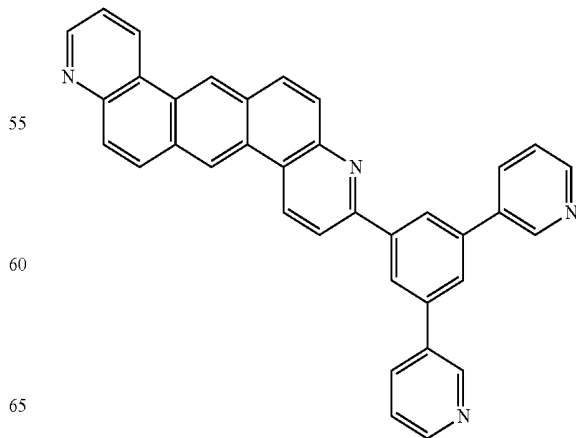
58

50

54

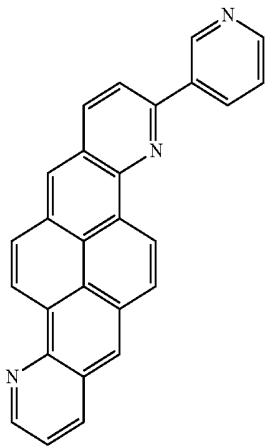
60

65



37

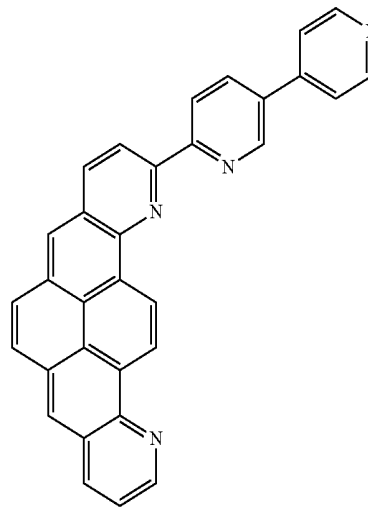
-continued



59

38

-continued



62

5

10

15

20

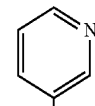
60

25

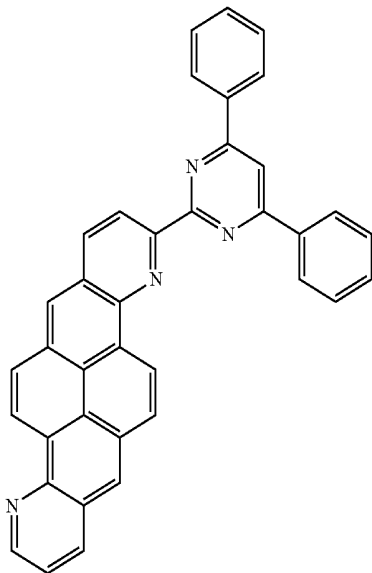
30

35

40



63

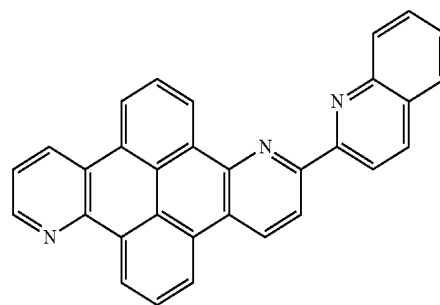


45

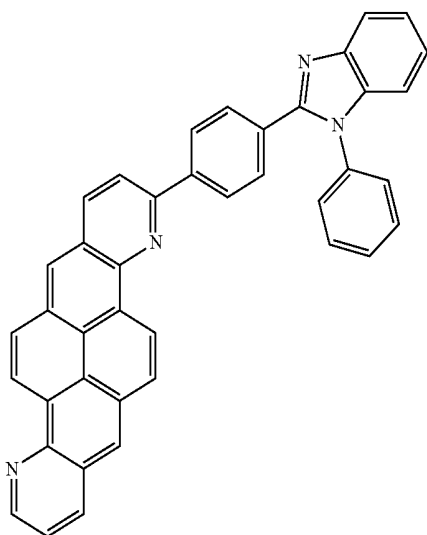
61

50

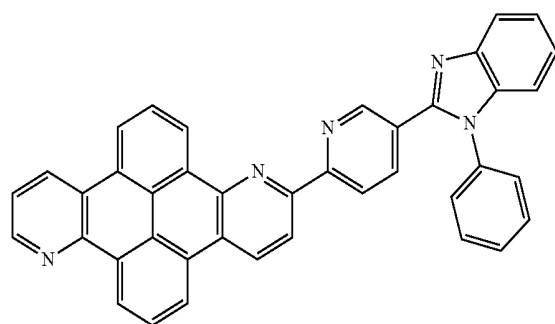
55



64

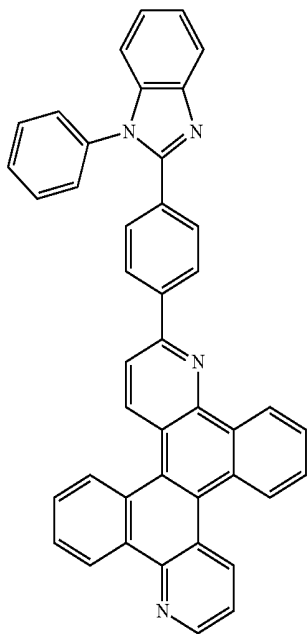
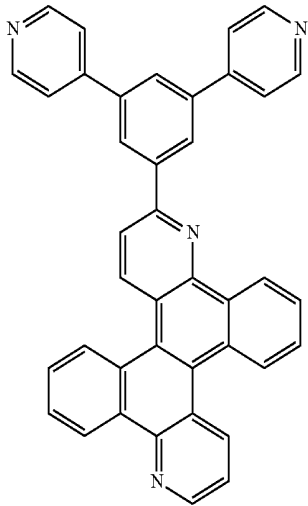
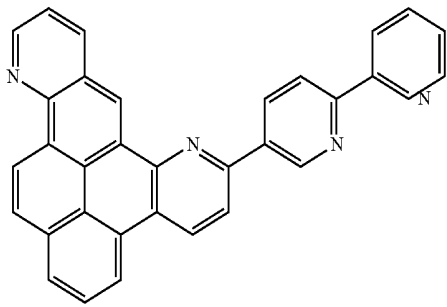


65

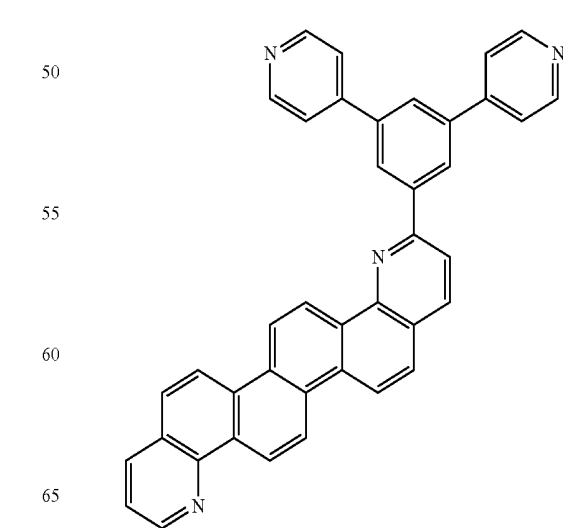
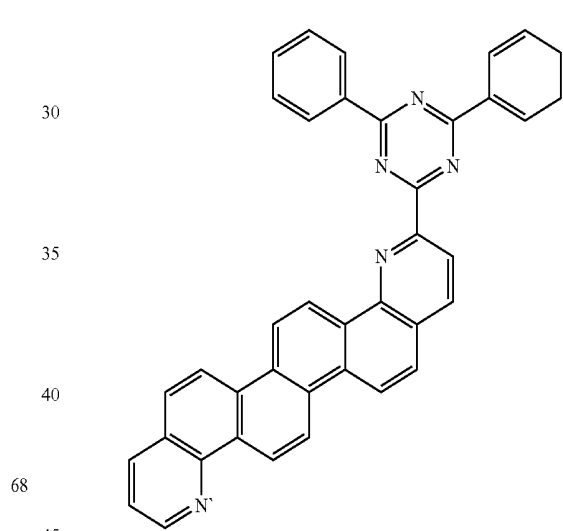
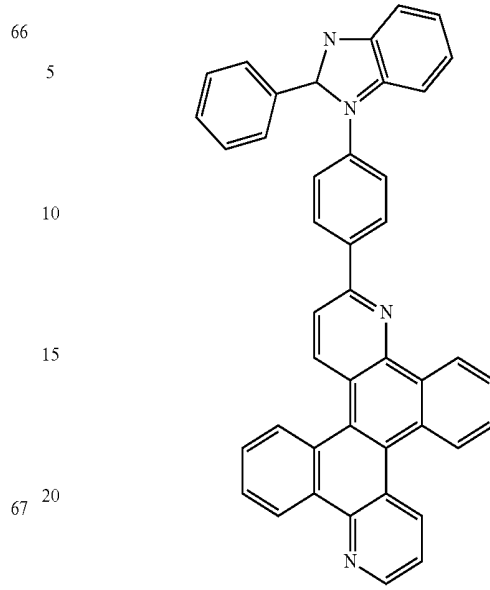


65

39
-continued



40
-continued



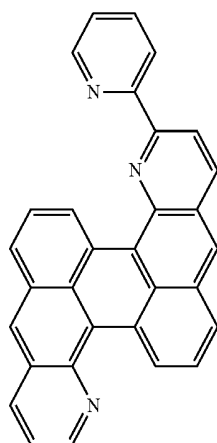
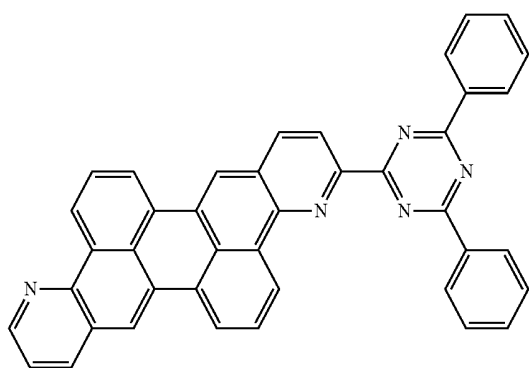
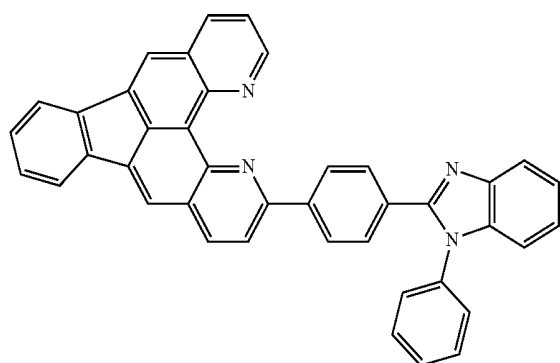
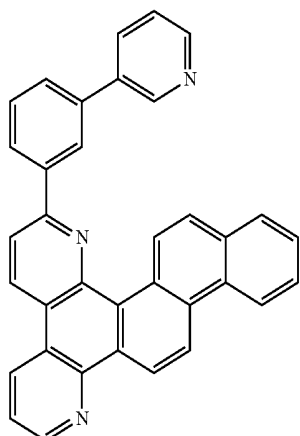
69

70

71

41

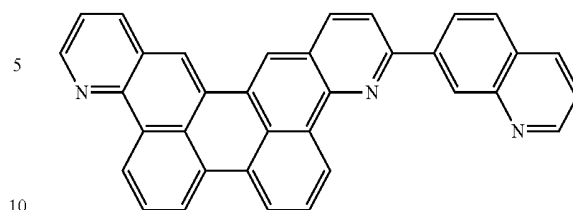
-continued



42

-continued

72



10

15

20

25

30

35

40

45

50

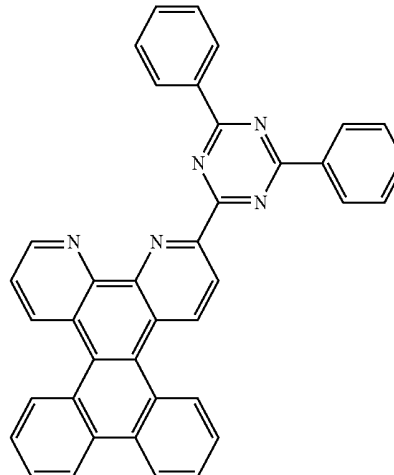
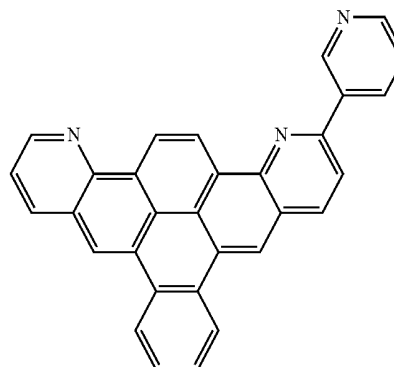
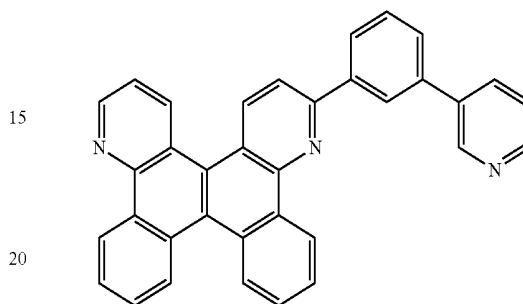
55

76

77

78

79



The term "substituted A" in the term "substituted or unsubstituted A (wherein A is an arbitrary substituent)" used herein refers to a case in which one or more hydrogen atoms of the A are substituted with a deuterium atom, a halogen atom, a hydroxyl group, a cyano group, a nitro group, a carboxyl group, a silyl group, or a salt derivative thereof, a sulfonic acid group or a salt derivative thereof, a C₁-C₅₀ alkyl group, a C₂-C₅₀ alkenyl group, a C₂-C₅₀ alkynyl group, a C₁-C₅₀ alkoxy group, a C₃-C₅₀ cycloalkyl group, a C₃-C₅₀ cycloalkenyl group, a C₅-C₆₀ aryl group, a C₅-C₆₀ aryloxy group, a C₅-C₆₀ arylthio group, a C₂-C₆₀ heteroaryl group, a C₂-C₆₀ fused polycyclic

group, a group represented by $N(Q_{101})(Q_{102})$, or a group represented by $Si(Q_{103})(Q_{104})(Q_{105})$, wherein Q_{101} to Q_{105} may be each independently a hydrogen atom, a deuterium atom, a halogen atom, a hydroxyl group, a cyano group, an amino group, a nitro group, a nitrile group, a carboxyl group, a silyl group, a C_1 - C_{50} alkyl group, a C_2 - C_{50} alkenyl group, a C_2 - C_{50} alkynyl group, a C_1 - C_{50} alkoxy group, a C_3 - C_{50} cycloalkyl group, a C_3 - C_{50} cycloalkenyl group, a C_5 - C_{60} aryl group, a C_5 - C_{60} aryloxy group, a C_5 - C_{60} arylthio group, a C_5 - C_{60} heteroaryl group, or a C_2 - C_{60} fused polycyclic group.

For example, the term “substituted A” may refer to a case in which one or more hydrogen atoms of the A are substituted with a deuterium atom, a halogen atom, a hydroxyl group, a cyano group, a nitro group, a nitrile group, a carboxyl group, a silyl group, a methyl group, an ethyl group, a propyl group, a butyl group, an isobutyl group, a pentyl group, a phenyl group, a non-phenyl group, a pentalenyl group, an indenyl group, a naphthyl group, a azulenyl group, a heptalenyl group, an indenyl group, an acenaphthyl group, a fluorenyl group, a spiro-fluorenyl group, a phenalenyl group, a phenanthrenyl group, an anthryl group, a fluorantenylyl group, a triphenylenyl group, a pyrenyl group, a chrysenyl group, a naphthacenylyl group, a pycenyl group, a perylenyl group, a pentaphenyl group, a hexacenylyl group, a pyrrolyl group, an imidazolyl group, a benzoimidazolyl group, a phenylbenzimidazolyl group, a pyrazolyl group, a pyridinyl group, a phenylpyridinyl group, a phenylimidazopyridinyl group, a pyrazinyl group, a pyrimidinyl group, a phenylimidazopyrimidinyl group, a pyridazinyl group, an indolyl group, an isoindolyl group, an indazolyl group, a purinyl group, a quinolinyl group, a benzoquinolinyl group, a phthallazinyl group, a naphthyridinyl group, a quinoxalinyl group, a quinazolinyl group, a cynolinyl group, a carbazolyl group, a phenanthridinyl group, an acridinyl group, a phenanthrolinyl group, a phenazinyl group, a puranyl group, a benzopuranyl group, a dibenzopuranyl group, a thiophenyl group, a benzo [b]thiophenyl group, a dibenzothiophenyl group, a thiazolyl group, an isothiazolyl group, a benzothiazolyl group, an oxazolyl group, an isoxazolyl group, a benzooxazolyl group, an isoxazolyltriazolyl group, a phenyltriazolyl group, a tetrazolyl group, an oxadiazolyl group, a phenyloxadiazolyl group, a triazinyl group, a phenyltriazinyl group, a group represented by $N(Q_{101})(Q_{102})$, or a group represented by $Si(Q_{103})(Q_{104})(Q_{105})$, wherein Q_{101} to Q_{105} may be each independently a hydrogen atom, a deuterium atom, a halogen atom, a hydroxyl group, a cyano group, an amino group, a nitro group, a nitrile group, a carboxyl group, a silyl group, a C_1 - C_{50} alkyl group, a C_2 - C_{50} alkenyl group, a C_2 - C_{50} alkynyl group, a C_1 - C_{50} alkoxy group, a C_3 - C_{50} cycloalkyl group, a C_3 - C_{50} cycloalkenyl group, a C_5 - C_{60} aryl group, a C_5 - C_{60} aryloxy group, a C_5 - C_{60} arylthio group, a C_5 - C_{60} heteroaryl group, or a C_2 - C_{60} fused polycyclic group.

The unsubstituted C_1 - C_{50} alkyl group may refer to a linear or branched saturated hydrocarbonyl group of alkane from which one hydrogen atom is deficient. Examples of the unsubstituted C_1 - C_{50} alkyl group may be methyl, ethyl, propyl, isobutyl, sec-butyl, pentyl, iso-amyl, hexyl, etc. A substituent of the substituted C_1 - C_{50} alkyl group may be any one of the substituents presented above where the term “substituted A” is described in detail.

The unsubstituted C_2 - C_{50} alkenyl group used herein may refer to a terminal group having at least one carbon-carbon double bond at the center or at a terminal of the substituted and unsubstituted C_2 - C_{50} alkyl group. Non-limiting examples of the unsubstituted C_2 - C_{50} alkenyl group may be an ethenyl group, a propenyl group, a butenyl group, a pentenyl group, a hexenyl group, a heptenyl group, an octenyl

group, a propadienyl group, an isoprenyl group, and an allyl group. A substituent of the substituted C_2 - C_{50} alkenyl group may be any one of the substituents presented above where the term “substituted A” is described in detail.

The unsubstituted C_2 - C_{50} alkynyl group used herein may refer to a terminal group having at least one carbon-carbon triple bond at the center or at a terminal of the substituted and unsubstituted C_2 - C_{50} alkyl group. Non-limiting examples of the unsubstituted C_2 - C_{50} alkynyl group may be acetylenyl group, etc. A substituent of the substituted C_2 - C_{50} alkynyl group may be any one of the substituents presented above where the term “substituted A” is described in detail.

The unsubstituted C_1 - C_{50} alkoxy group used herein may have a formula represented by $-OY$ wherein Y is the unsubstituted C_1 - C_{50} alkyl group as defined above. Non-limiting examples of the unsubstituted C_1 - C_{50} alkoxy group may be methoxy, ethoxy, isopropoxy, butoxy, pentoxy, etc. A substituent of the substituted C_1 - C_{50} alkoxy group may be any one of the substituents presented above where the term “substituted A” is described in detail.

The unsubstituted C_3 - C_{50} cycloalkyl group used herein may refer to a cyclic saturated hydrocarbonyl group. Non-limiting examples of the unsubstituted C_3 - C_{50} cycloalkyl group may be cyclopropyl group, cyclobutyl group, cyclopentyl group, cyclohexyl group, cyclooctyl group, etc. A substituent of the substituted C_3 - C_{50} cycloalkyl group may be any one of the substituents presented above where the term “substituted A” is described in detail.

The unsubstituted C_3 - C_{50} cycloalkenyl group used herein may refer to a cyclic unsaturated hydrocarbonyl group having one or more carbon double bonds that are not an aromatic ring. Non-limiting examples of the unsubstituted C_3 - C_{50} cycloalkenyl group may be cyclopropenyl group, a cyclobutenyl group, a cyclopentenyl group, a cyclohexenyl group, a cycloheptenyl group, a 1,3-cyclohexadienyl group, a 1,4-cyclohexadienyl group, a 2,4-cycloheptadienyl group, a 1,5-cyclooctadienyl group, etc. A substituent of the substituted C_3 - C_{50} cycloalkenyl group may be any one of the substituents presented above where the term “substituted A” is described in detail.

The unsubstituted C_5 - C_{60} aryl group used herein may refer to a monovalent group having a carbocyclic aromatic system in which the number of carbon atoms is 5 to 60, and may be a monocyclic group or a polycyclic group. If the unsubstituted C_5 - C_{60} aryl group is a polycyclic group, two or more rings contained in the unsubstituted C_5 - C_{60} aryl group may be fused. Non-limiting examples of the unsubstituted C_5 - C_{60} aryl group may be a phenyl group, a pentalenyl group, an indenyl group, a naphthyl group, an azulenyl group, a heptalenyl group, an indacenyl group, an acenaphthyl group, a fluorenyl group, a spiro-fluorenyl group, a phenalenyl group, a phenanthrenyl group, a triphenylenyl group, a pyrenyl group, a chrysenyl group, a naphthacenylyl group, a pycenyl group, a perylenyl group, a pentaphenyl, and a hexacenylyl. A substituent of the substituted C_5 - C_{60} aryl group may be any one of the substituents presented above where the term “substituted A” is described in detail.

The unsubstituted C_5 - C_{60} aryloxy group used herein may refer to a monovalent group wherein a carbon atom of the C_5 - C_{60} aryl group is attached via an oxygen linker ($-O-$). A substituent of the substituted C_5 - C_{60} aryloxy group may be any one of the substituents presented above where the term “substituted A” is described in detail.

The unsubstituted C_5 - C_{60} arylthio group used herein may refer to a monovalent group wherein a carbon atom of the C_5 - C_{60} aryl group is attached via a sulfur linker ($-S-$).

Examples of the unsubstituted C_5-C_{60} arylthio group may be a phenylthio group, a naphthylthio group, an indanylthio group, and an indenylthio group. A substituent of the substituted C_5-C_{60} arylthio group may be any one of the substituents presented above where the term "substituted A" is described in detail.

The unsubstituted C_2-C_{60} heteroaryl group used herein may refer to a monovalent group that has at least one ring having one or more heteroatoms selected from the group consisting of nitrogen (N), oxygen (O), phosphorous (P), and sulfur (S) and that has 2 to 60 carbon atoms, and may be a monocyclic or polycyclic group. If the unsubstituted C_1-C_{60} heteroaryl group is a polycyclic group, two or more rings contained in the unsubstituted C_2-C_{60} heteroaryl group may be fused. Examples of the unsubstituted C_2-C_{60} heteroaryl group may be a pyrrolyl group, an imidazolyl group, a pyrazolyl group, a pyridinyl group, a pyrazinyl group, a pyrimidinyl group, a pyridazinyl group, an isoindolyl group, an indolyl group, an indazolyl group, a purinyl group, a quinolinyl group, a benzoquinolinyl group, a phthalazinyl group, a naphthyridinyl group, a quinoxalinyl group, a quinazolinyl group, a cinnolinyl group, a carbazolyl group, a phenanthridinyl group, an acridinyl group, a phenanthrolinyl group, a phenazinyl group, a benzooxazolyl group, a benzoimidazolyl group, a furanyl group, a benzofuranyl group, a thiophenyl group, a benzothiophenyl group, a thiazolyl group, an isothiazolyl group, a benzothiazolyl group, an isoxazolyl group, an oxazolyl group, a triazolyl group, a tetrazolyl group, an oxadiazolyl group, a triazinyl group, a benzooxazolyl group, etc. A substituent of the substituted C_2-C_{60} heteroaryl group may be any one of the substituents presented above where the term "substituted A" is described in detail.

The unsubstituted C_2-C_{60} fused polycyclic group used herein may refer to a monovalent group that includes two or more fused rings and 2 to 60 carbon atoms. The unsubstituted C_2-C_{60} fused polycyclic group may be a polycyclic group, or the like. A substituent of the substituted C_2-C_{60} fused polycyclic group may be any one of the substituents presented above where the term "substituted A" is described in detail.

The unsubstituted C_1-C_{50} alkylene group used herein may be a linear or branched divalent group of alkane from which two hydrogen atoms are deficient. Examples of the unsubstituted C_1-C_{50} alkylene group may be understood by referring to the examples of the unsubstituted C_1-C_{50} alkyl group presented above. A substituent of the substituted C_1-C_{50} alkylene group may be any one of the substituents presented above where the term "substituted A" is described in detail.

The unsubstituted C_5-C_{60} arylene group used herein may refer to a divalent group having a carbocyclic aromatic system having 5 to 60 carbon atoms, and the divalent group may be a monocyclic or polycyclic group. Examples of the unsubstituted C_5-C_{60} arylene group may be understood by referring to the examples of the unsubstituted C_5-C_{60} aryl group. A substituent of the substituted C_5-C_{60} arylene group may be any one of the substituents presented above where the term "substituted A" is described in detail.

The unsubstituted C_5-C_{60} aryleneoxy group may refer to a divalent group wherein a carbon atom of the C_5-C_{60} arylene group is attached via an oxygen linker ($-O-$). A substituent of the substituted C_5-C_{60} aryleneoxy group may be any one of the substituents presented above where the term "substituted A" is described in detail.

The unsubstituted C_5-C_{60} aryleneithio group may refer to a divalent group wherein a carbon atom of the C_5-C_{60} arylene is attached via a sulfur linker ($-S-$). A substituent of the

substituted C_5-C_{60} aryleneithio group may be any one of the substituents presented above where the term "substituted A" is described in detail.

The unsubstituted C_2-C_{60} heteroarylene group used herein may refer to a divalent group that has at least one ring having one or more heteroatoms selected from the group consisting of nitrogen (N), oxygen (O), phosphorous (P), and sulfur (S) and that has 2 to 60 carbon atoms, and may be a monocyclic or polycyclic group. If the unsubstituted C_2-C_{60} heteroaryl group is a polycyclic group, two or more rings contained in the unsubstituted C_2-C_{60} heteroaryl group may be fused. Examples of the unsubstituted C_2-C_{60} heteroarylene group may be understood by referring to the examples of the unsubstituted C_2-C_{60} heteroaryl group. A substituent of the substituted C_2-C_{60} heteroarylene group may be any one of the substituents presented above where the term "substituted A" is described in detail.

The heterocyclic compound represented by Formula 1 may be synthesized by using known organic synthesis methods. The organic synthesis methods of the heterocyclic compound may be obvious to one of ordinary skill in the art with reference to examples, one of which will now be described in detail.

The heterocyclic compound represented by Formula 1 may be used in an organic layer interposed between a pair of electrodes of an organic light-emitting diode.

The heterocyclic compound represented by Formula 1 has excellent luminous characteristics and a charge transporting capability. Due to such features, the heterocyclic compound of Formula 1 is useful as an electron injection material or an electron transport material which are suitable for various colors, for example, red, green, blue, and white fluorescent and phosphorescent devices, and also useful as a light-emitting material that is suitable for green, blue, and white fluorescent devices. If the heterocyclic compound of Formula 1 is used, an organic light-emitting diode having high efficiency, low voltage, high brightness, and long lifetime may be obtainable.

Another aspect of the present invention provides an organic light-emitting diode including a first electrode; a second electrode disposed facing the first electrode; and an organic layer interposed between the first electrode and the second electrode, wherein the heterocyclic compound represented by Formula 1 may be used alone, or may be used in a mixed form with other materials.

The term "organic layer" used herein refers to a single or a multi-layer interposed between the first electrode and the second electrode.

The organic layer may include at least one layer selected from a hole injection layer, a hole transport layer, a functional layer having a hole injection capability and a hole transport capability, an electron blocking layer, an emission layer, a hole blocking layer, an electron transport layer, an electron injection layer, and a functional layer having an electron transport capability and an electron injection capability. Accordingly, the heterocyclic compound represented by Formula 1 may be included in at least one layer selected from a hole injection layer, a hole transport layer, a functional layer having a hole injection capability and a hole transport capability, an electron blocking layer, an emission layer, a hole blocking layer, an electron transport layer, an electron injection layer, and a functional layer having an electron transport capability and an electron injection capability. For example, the heterocyclic compound represented by Formula 1 may be included in an electron transport layer.

The heterocyclic compound represented by Formula 1 may be included alone or in a mixed form with other materials in

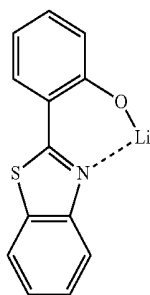
the organic layer. For example, Compound 11 alone may be included in a single material form in the organic layer, or a combination of Compound 11 and Compound 17 may be included in the organic layer. If the organic layer includes Compound 11 and Compound 17, Compound 11 and Compound 17 may be presented in a mixed form either in one layer (for example, an electron transport layer) in the organic layer or in different layers (for example, Compound 11 may be included in an electron transport layer and Compound 17 may be included in an emission layer) in the organic layer.

The organic layer may include an emission layer and the emission layer may include the heterocyclic compound represented by Formula 1 alone or in a mixed form with other materials.

For example, the organic layer includes an emission layer and the emission layer includes a fluorescent or a phosphorescent host and the fluorescent or the phosphorescent host may include the heterocyclic compound represented by Formula 1. As a phosphorescent dopant, Ir, Pt, Os, Re, Ti, Zr, Hf, or an organometallic complex including a combination thereof may be used. However, the phosphorescent dopant may not be limited thereto. Alternatively, the organic layer includes an emission layer and the emission layer includes a fluorescent dopant and the fluorescent dopant may include the heterocyclic compound represented by Formula 1.

The organic layer may include at least one layer selected from an electron transport layer, an electron injection layer, and a functional layer having an electron transport capability and an electron injection capability and the at least one layer selected from an electron transport layer, an electron injection layer, and a functional layer having an electron transport capability and an electron injection capability may include the heterocyclic compound represented by Formula 1.

The organic layer may include at least one layer selected from an electron transport layer, an electron injection layer, and a functional layer having an electron transport capability and an electron injection capability and the at least one layer selected from an electron transport layer, an electron injection layer, and a functional layer having an electron transport capability and an electron injection capability may include the heterocyclic compound represented by Formula 1 and a metal-containing material. An example of the metal-containing material is a Li complex. Non-limited examples of the Li complex are lithium quinolate (LiQ) and Compound 101 below:



Compound 101

The organic layer includes at least one layer selected from an electron transport layer, an electron injection layer, and a functional layer having an electron transport capability and an electron injection capability; and at least one layer selected from a red emission layer, a green emission layer, a blue emission layer, and a white emission layer, wherein the at least one layer selected from an electron transport layer, an

electron injection layer, and a functional layer having an electron transport capability and an electron injection capability includes the heterocyclic compound represented by Formula 1 and the at least one layer selected from a red emission layer, a green emission layer, a blue emission layer, and a white emission layer may include a phosphorescent compound.

At least one layer selected from a hole injection layer, a hole transport layer, a functional layer having a hole injection capability and a hole transport capability, an electron blocking layer, an emission layer, a hole blocking layer, an electron transport layer, an electron injection layer, and a functional layer having an electron transport capability and an electron injection capability in the organic layer may be formed by a deposition process or a wet process.

The term "wet process" used herein refers to a process in which a material is mixed with a solvent to prepare a mixture, and the mixture is provided on a substrate, followed by drying and/or heat treating so as to remove at least a portion of the solvent, thereby forming a film including the material on the substrate.

For example, the organic layer may be formed by using a typical vacuum deposition method. Alternatively, a mixture including the heterocyclic compound and a solvent may be provided on an organic layer formation region (for example, on an upper portion of a hole transport layer) by spin coating, spraying, ink-jet printing, dipping, casting, Gravia coating, bar coating, roll coating, wire bar coating, screen coating, flexo coating, offset coating, or laser transferring, and then, the mixture provided on the organic layer formation region is dried and/or heat treated to remove at least a portion of the solvent, thereby forming the organic layer.

Alternatively, after an organic layer is formed on a base film by using the wet process as described above, the organic layer may be transferred to an organic layer formation region (for example, an upper portion of the hole transport layer) by using, for example, a laser.

FIG. 1 is a schematic sectional view of an organic light-emitting diode 10 according to an embodiment of the present invention. Hereinafter, with reference to FIG. 1, the structure of the organic light-emitting diode 10, and a method of manufacturing the organic light-emitting diode 10, according to an embodiment of the present invention, will be described in detail.

The organic light-emitting diode 10 sequentially includes a substrate 11, a first electrode 12, a hole injection layer 13, a hole transport layer 14, an emission layer 15, an electron transport layer 16, an electron injection layer 17, and a second electrode 18 in this stated order.

The substrate 11 may be any one of various substrates that are used in a known organic light-emitting device. In some embodiments of the present invention, the substrate 11 may be a glass substrate or a transparent plastic substrate with excellent mechanical strength, thermal stability, transparency, surface smoothness, ease of handling, and water repellency.

The first electrode 12 may be formed by providing a first electrode material on the substrate 11 by deposition or sputtering. If the first electrode 12 is an anode, to allow holes to be injected thereto easily, the first electrode material may be selected from materials having a high work function. Also, the first electrode 12 may be a reflection electrode or a transmission electrode. The first electrode material may be a transparent and highly conductive material, such as an indium tin oxide (ITO), or an indium zinc oxide (IZO), a tin oxide (SnO₂), a zinc oxide (ZnO), etc. Alternatively, if magnesium (Mg), aluminum (Al), aluminum-lithium (Al—Li), calcium

49

(Ca), magnesium-indium (Mg—In), magnesium-silver (Mg—Ag), etc. are used as the first electrode **12**, the first electrode **12** may be formed as a reflection electrode. The first electrode **12** may include two different materials. For example, the first electrode **12** may have a two-layer structure including two different materials. However, the structure of the first electrode **12** is not limited thereto.

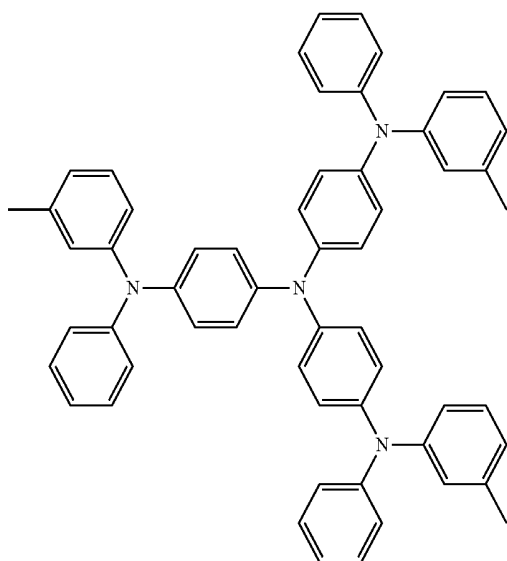
The hole injection layer (**HIL**) **13** is formed on the first electrode **12**.

The hole injection layer **13** may be formed on the first electrode **12** by using various methods, such as the vacuum deposition, wet process, laser transferring, etc., as described above.

When the hole injection layer **13** is formed by vacuum deposition, the deposition conditions may vary according to a material that is used to form the hole injection layer **13**, and the structure and thermal characteristics of the hole injection layer **13**. For example, the deposition conditions may include a deposition temperature of about 100° C. to about 500° C., a vacuum pressure of about 10⁻⁸ torr to about 10⁻³ torr, and a deposition rate of about 0.01 Å/sec to about 100 Å/sec. However, the deposition conditions are not limited thereto.

When the hole injection layer **13** is formed using spin coating as a wet process, coating conditions may vary according to a material used to form the hole injection layer **13**, and the structure and thermal properties of the hole injection layer **13**. For example, a coating speed may be from about 2000 rpm to about 5000 rpm, and a temperature at which a heat treatment is performed to remove a solvent after coating may be from about 80° C. to about 200° C. However, the coating conditions are not limited thereto.

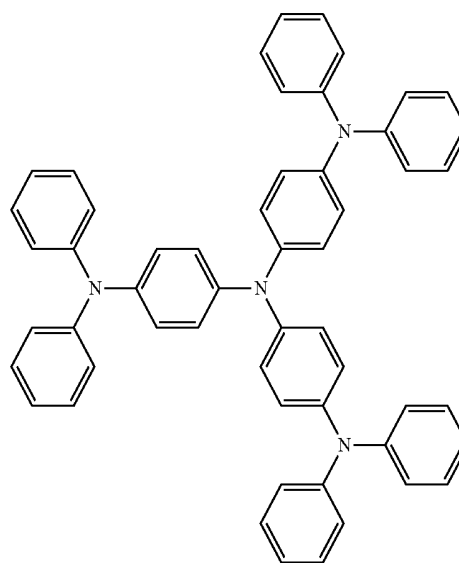
A hole injection layer material may be any one of known hole injecting materials. Non-limiting examples of the hole injection layer material are a phthalocyanine compound, such as copperphthalocyanine, m-MTDATA (a structure thereof is illustrated below), TDATA (a structure thereof is illustrated below), 2-TNATA (a structure thereof is illustrated below), polyaniline/dodecylbenzenesulfonic acid (Pani/DBSA), poly(3,4-ethylenedioxythiophene)/poly(4-styrenesulfonate) (PEDOT/PSS), polyaniline/camphor sulfonic acid (Pani/CSA), polyaniline/poly(4-styrenesulfonate) (Pani/PSS), etc.



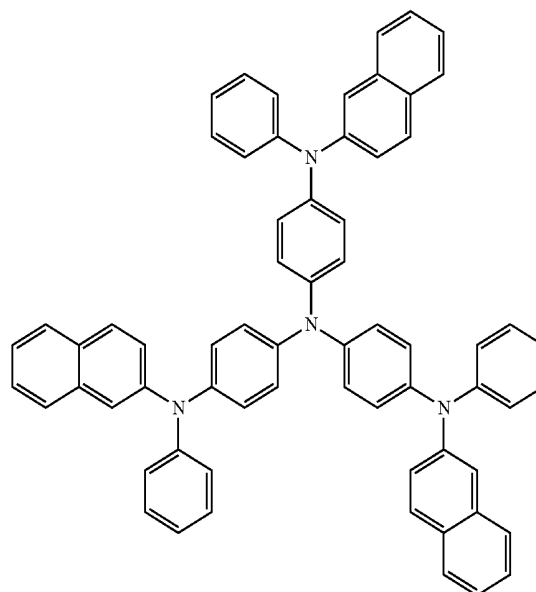
m-MTDATA

50

-continued



TDATA



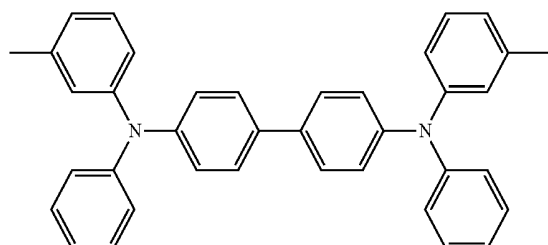
2-TNATA

The hole injection layer **13** may have a thickness of about 100 Å to about 10,000 Å, more preferably, a thickness of about 100 Å to about 1,000 Å. When the thickness of the hole injection layer **13** is within these ranges, the hole injection layer **13** may have satisfactory hole injection characteristics without an increase in driving voltage.

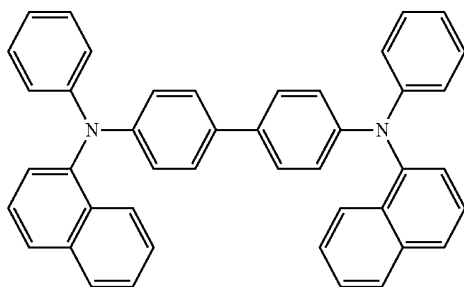
Then, the hole transport layer (**HTL**) **14** may be formed on the hole injection layer **13** by, for example, the vacuum deposition, wet process, or laser transferring. When the hole transport layer **14** may be formed on the hole injection layer **13** by vacuum deposition or spin coating, the deposition or coating conditions may be similar to those applied to form the hole injection layer **13**, although the deposition or coating conditions may vary according to a material that is used to form the hole transport layer **14**.

51

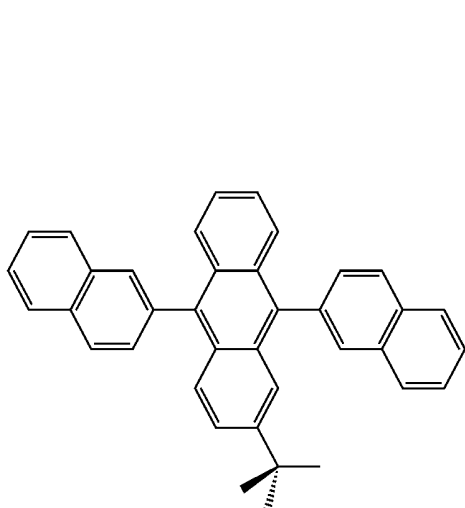
A hole transport layer material may be any one of known hole transport materials. Non-limiting examples of the hole transport layer material are TPD (a structure thereof is illustrated below), NPB (a structure thereof is illustrated below), etc.



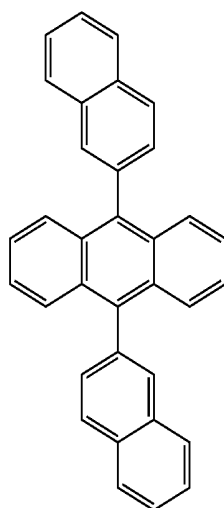
TPD



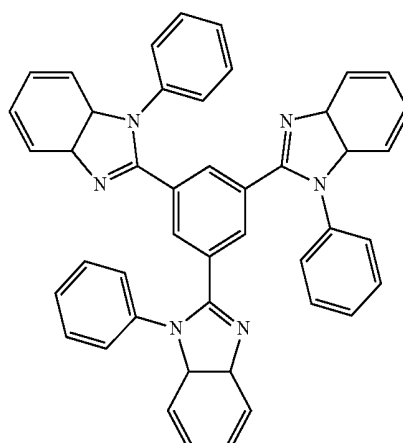
NPB



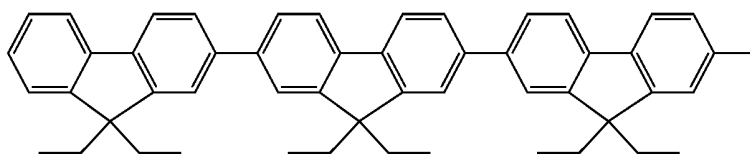
TBADN



ADN



TPBI



E3

52

The hole transport layer **14** may have a thickness of about 50 Å to about 1000 Å, more preferably, a thickness of about 100 Å to about 800 Å. When the thickness of the hole transport layer **14** is within the above ranges, the hole transport layer **14** may have satisfactory hole transport characteristics without an increase in driving voltage.

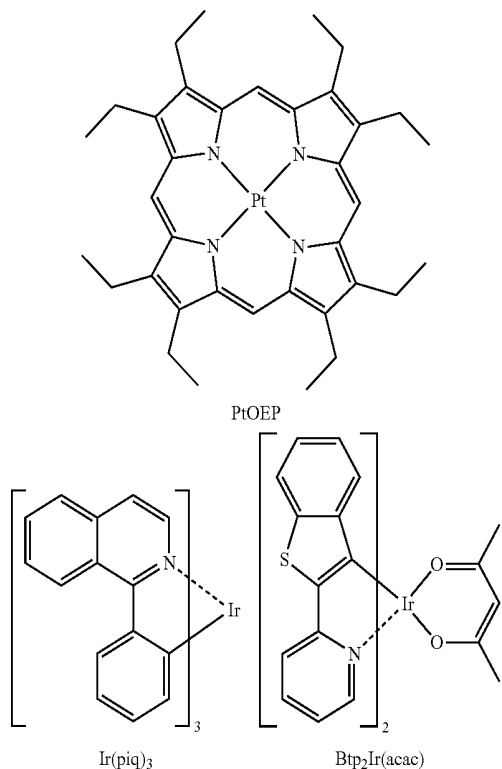
The emission layer **15** may be formed on the hole transport layer **14** by, for example, the vacuum deposition, wet process, or laser transferring. When the emission layer **15** is formed by vacuum deposition or spin coating, the deposition or coating conditions may be similar to those applied to form the hole injection layer **13**, although the deposition or coating conditions may vary according to a material that is used to form the emission layer **15**.

The emission layer **15** may include a known phosphorescent host, a fluorescent host, a phosphorescent dopant, or a fluorescent dopant. Also, the emission layer **15** may include the heterocyclic compound of Formula 1. If the heterocyclic compound represented by Formula 1 is included, the heterocyclic compound may function as a phosphorescent host, a fluorescent host, or a fluorescent dopant.

As a known host, 4,4'-N,N'-dicarbazole-biphenyl (CBP), 9,10-di-naphthalene-2-yl-anthracene (AND, a structure thereof is illustrated below), TPBI (a structure thereof is illustrated below), TBADN (a structure thereof is illustrated below), E3 (a structure thereof is illustrated below), etc. may be used, but are not limited thereto.

53

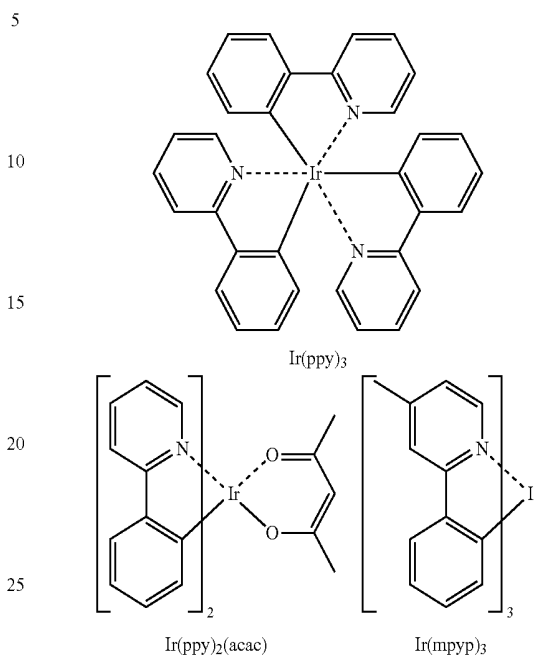
As a red dopant, PtOEP (a structure thereof is illustrated below), Ir(piq)₃ (a structure thereof is illustrated below), Btp₂Ir(acac) (a structure thereof is illustrated below), etc. may be used, but are not limited thereto.



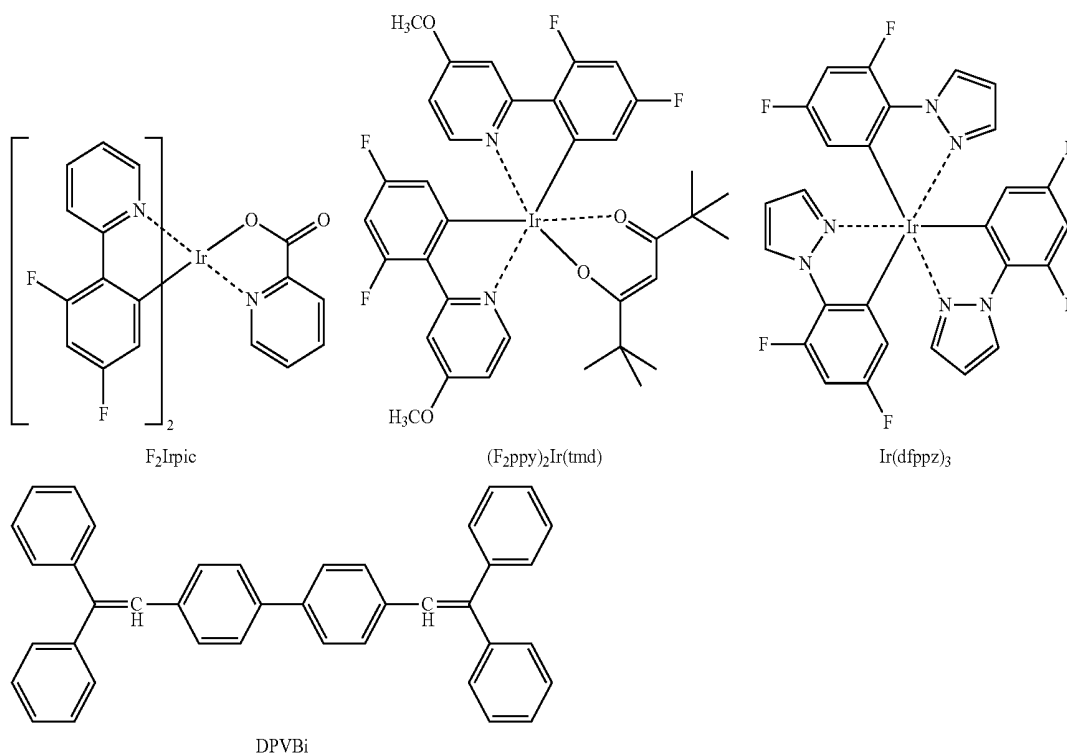
Also, as a green dopant, Ir(ppy)₃ (ppy=phenyl pyridine, a structure thereof is illustrated below), Ir(ppy)₂(acac) (a struc-

54

ture thereof is illustrated below), Ir(mppy)₃ (a structure thereof is illustrated below), etc. may be used, but are not limited thereto.

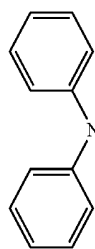


As a blue dopant, F₂Irpic (a structure thereof is illustrated below), (F₂ppy)₂Ir(tmd) (a structure thereof is illustrated below), Ir(dfppz)₃ (a structure thereof is illustrated below), DPVBi (a structure thereof is illustrated below), 4,4'-bis(4-diphenyl aminostaryl)biphenyl (DPAVBi, a structure thereof is illustrated below), 2,5,8,11-tetra-tert-butyl perylene (TBPe, a structure thereof is illustrated below), etc. may be used, but are not limited thereto.



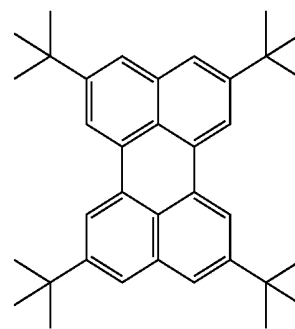
55

-continued



DPAVBi

56



TBPe

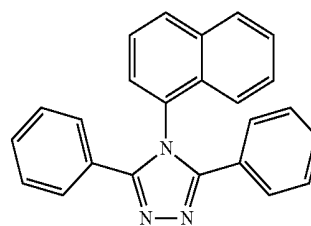
If the emission layer **15** includes a host and a dopant, the amount of the dopant may be from about 0.01 to about 15 parts by weight based on 100 parts by weight of the host, but are not limited thereto.

A thickness of the emission layer **15** may be from about 100 Å to about 1000 Å, more preferably, about 200 Å to about 600 Å. If the thickness of the emission layer **15** is within these ranges, excellent luminescence characteristics may be obtained without a substantial increase in driving voltage.

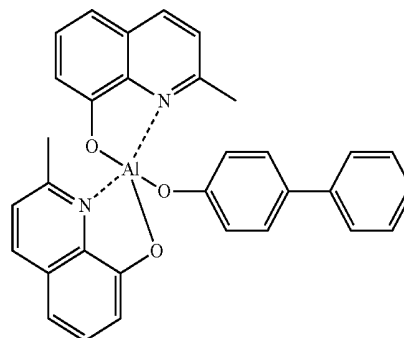
If the emission layer **15** includes a phosphorescent dopant, to prevent diffusion of a triple exciton or a hole into the electron transport layer **16**, a hole blocking layer (HBL, not shown in FIG. 1) may be formed between the electron transport layer **16** and the emission layer **15** by vacuum deposition, wet process, or laser transferring. If the HBL is formed by vacuum deposition or spin coating, the deposition or coating conditions may be similar to those applied to form the hole injection layer **13**, although the deposition or coating conditions may vary according to a material that is used to form the HBL. As a HBL material, any one of known hole blocking materials may be used, and examples thereof are an oxadiazole derivative, a triazole derivative, a phenanthroline derivative, etc.

A thickness of the HBL may be from about 50 Å to about 1000 Å, more preferably, about 100 Å to about 300 Å. If the thickness of the HBL is within the ranges described above, excellent hole blocking characteristics may be obtained without a substantial increase in driving voltage.

Then, the electron transport layer **16** may be formed by using various methods, such as the vacuum deposition, wet process, laser transferring, etc., as described above. The electron transport layer **16** may include the heterocyclic compound represented by Formula 1. Alternatively, the electron transport layer **16** may include either a known electron transport material alone, or a known electron transport material and the heterocyclic compound represented by Formula 1. Non-limiting examples of the known electron transport material are a quinoline derivative, such as tris(8-quinolinolate) aluminum (Alq₃), TAZ (a structure thereof is illustrated below), BAQ (a structure thereof is illustrated below), and beryllium bis(benzoquinolin-10-olate) (Bebq₂).



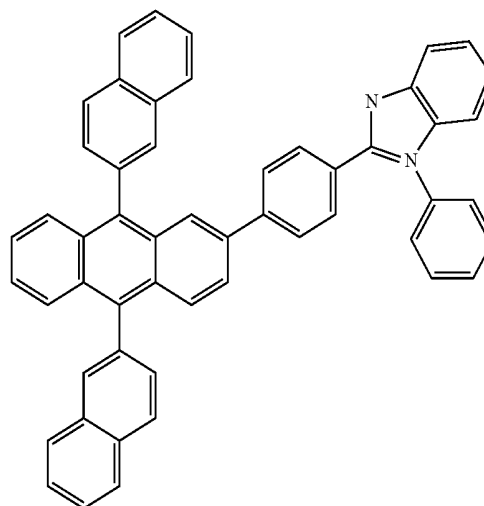
TAZ



BAQ

The electron transport layer **16** may include an electron transportable organic compound. Non-limiting examples of the electron transportable organic compound are 9,10-dinaphthalene-2-yl)anthracene (AND); and anthracene-based compounds, such as compounds 301 and 302 below.

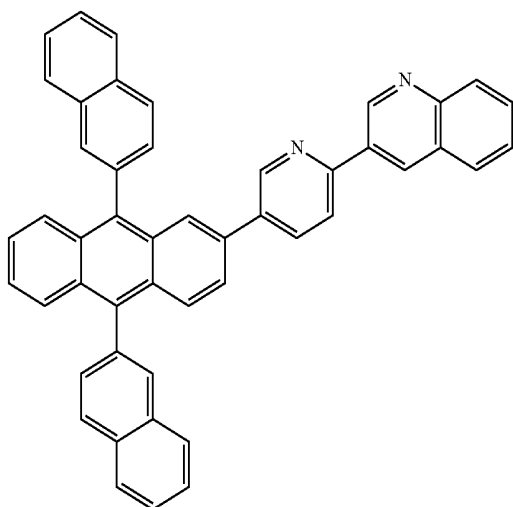
Compound 301



57

-continued

Compound 302



A thickness of the electron transport layer **16** may be from about 100 Å to about 1000 Å, more preferably, about 150 Å to about 500 Å. If the thickness of the electron transport layer **16** is within the ranges described above, excellent electron transporting characteristics may be obtained without a substantial increase in driving voltage.

If the electron transport layer **16** is formed by vacuum deposition or spin coating, the deposition or coating conditions may be similar to those applied to form the hole injection layer **13**, although the deposition or coating conditions may vary according to a material that is used to form the electron transport layer **16**.

The electron injection layer **17** may be deposited on the electron transport layer **16** by using a material that allows electrons to be easily injected from an anode. As a material for forming the electron injection layer **17**, any known electron injection layer material, such as LiF, NaCl, CsF, Li₂O, or BaO, may be used. Alternatively, the heterocyclic compound of Formula 1 may also be used. The deposition conditions of the electron injection layer **17** may be similar to those applied to form the hole injection layer **13**, although the deposition or coating conditions may vary according to a material that is used to form the electron injection layer **17**.

A thickness of the electron injection layer **17** may be from about 1 Å to about 100 Å, more preferably, about 3 Å to about 90 Å. If the thickness of the electron injection layer **17** is within the ranges described above, excellent electron injection characteristics may be obtained without a substantial increase in driving voltage.

The second electrode **18** is formed as a reflection electrode on the electron injection layer **17**. The second electrode **18** may be a cathode as an electron injection electrode, and in this case, a low work function metal, alloy, electrically conductive compound, and a mixture thereof may be used as a second electrode metal. In detail, lithium (Li), magnesium (Mg), aluminum (Al), aluminum-lithium (Al—Li), calcium (Ca), magnesium-indium (Mg—In), magnesium-silver (Mg—Ag), etc. may be formed as a thin film for use as a reflection electrode. Also, if the organic light-emitting diode is used in a top-emission light-emitting device, a transmission electrode may be formed using ITO or IZO.

The organic light-emitting diode may be included in a flat display device including a transistor. Accordingly, another aspect of the present invention provides a transistor including a source, a drain, a gate, and an active layer and an organic

58

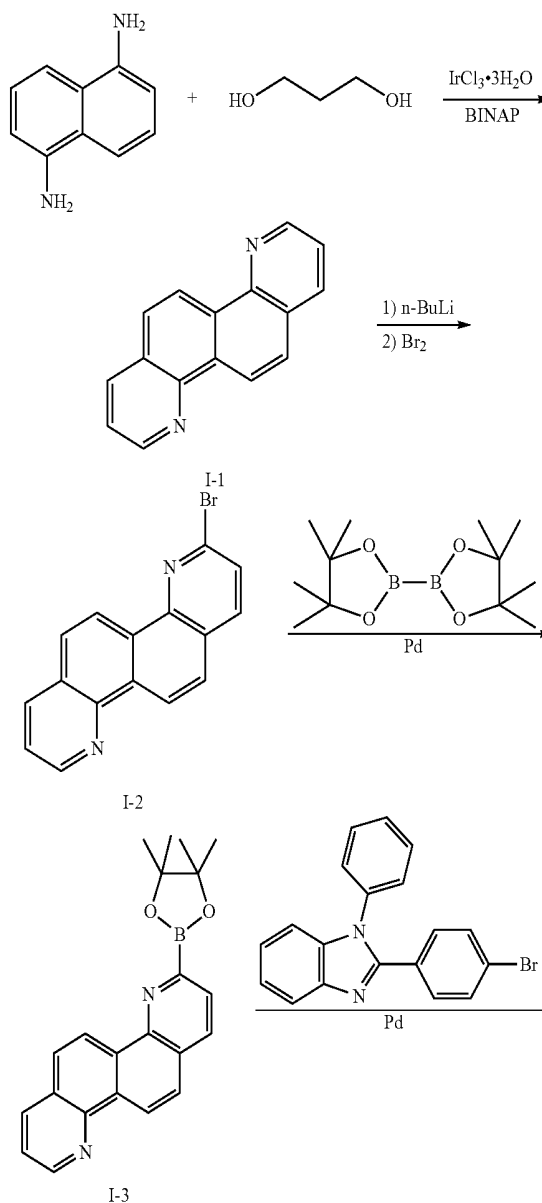
light-emitting diode including an organic layer that includes the heterocyclic compound represented by Formula 1, wherein the first electrode of the organic light-emitting diode is electrically connected to any one of the source and the drain.

The active layer of the transistor may be an amorphous silicon layer, a crystalline silicon layer, an organic semiconductor layer, or an oxide semiconductor layer, and is not limited thereto.

Hereinafter, an organic light-emitting diode according to an embodiment of the present invention will be described in detail with reference to Synthesis Examples and Examples. However, the present invention is not limited to Synthesis Example, and Example below.

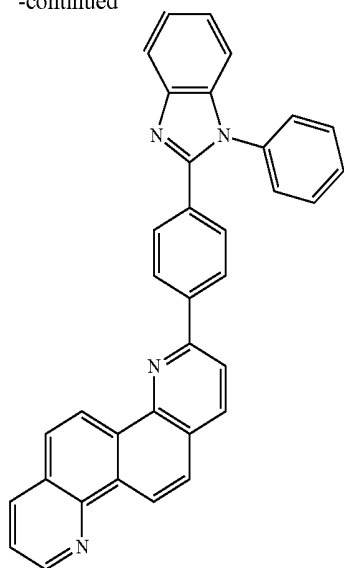
SYNTHESIS EXAMPLE 1

Synthesis of Compound 11



59

-continued



11

Synthesis of Intermediate I-1

1.58 g (10.0 mmol) of naphthalene-1,5-diamine and 0.30 g (4.0 mmol) of 1,3-propanediol were dissolved in 10 ml of mesitylene. Then, a mixture including 140 mg (0.40 mmol) of $\text{IrCl}_3 \cdot \text{H}_2\text{O}$, 372 mg (0.60 mmol) of BINAP, and 68 mg (0.64 mmol) of sodium carbonate was added thereto. The resultant mixture was stirred at a temperature of 169° C. for 15 hours. After a reaction finished, a solvent was evaporated and the residue was separation-purified by silicagel column chromatography to obtain Intermediate I-1 1.65 g (Yield: 72%). The formed compound was identified by mass spectroscopy/fast atom bombardment (MS/FAB). $\text{C}_{16}\text{H}_{10}\text{N}_2$: calc. 230.08, found 230.15

Synthesis of Intermediate I-2

In a nitrogen atmosphere, 2.30 g (10.0 mmol) of Intermediate I-1 was dissolved in 20 ml of dimethylaminoethanol and the temperature was decreased to -78° C., followed by gradual dropwise adding of 11.4 ml (1.6M in hexane) of n-butyllithium thereto. After the adding, the temperature was increased to 0° C. and then the mixture was stirred for 2 hours. At a temperature of 0° C. 1.75 g of bromine (Br_2) was added thereto and stirred for 2 hours, followed by stirring at room temperature for 24 hours. After the reaction finished, the resultant mixture was neutralized with a sodium thiosulfate aqueous solution, followed by extraction three times with 30 ml of ethylacetate and 30 ml of water. A collected organic layer was dried with a magnesium sulfate and the residual obtained by evaporating a solvent was separation-purified by silicagel column chromatography to obtain 2.31 g (Yield: 75%) of Intermediate I-2. The formed compound was identified by MS/FAB. $\text{C}_{16}\text{H}_9\text{BrN}_2$: calc. 307.99, found 308.08

Synthesis of Intermediate I-3

3.09 g (10.0 mmol) of Intermediate I-2, 2.54 g (10.0 mmol) of bis(pinacolato)diborane, 0.36 g (0.5 mmol) of [1,1'-bis(diphenylphosphino) ferrocene]dichloro palladium (II) (hereinafter referred to as $\text{PdCl}_2(\text{dppf})_2$), and 2.94 g (30.0 mmol) of KOAc were dissolved in 40 ml of DMSO and stirred

60

at a temperature of 80° C. for 6 hours. The reaction solution was cooled to room temperature, followed by extraction three times with 50 ml of water and 50 ml of diethylether. A collected organic layer was dried with a magnesium sulfate and the residual obtained by evaporating a solvent was separation-purified by silicagel column chromatography to obtain 2.84 g (Yield: 80%) of Intermediate I-3. The formed compound was identified by MS/FAB. $\text{C}_{22}\text{H}_{21}\text{BN}_2\text{O}_2$: calc. 356.16, found 356.24

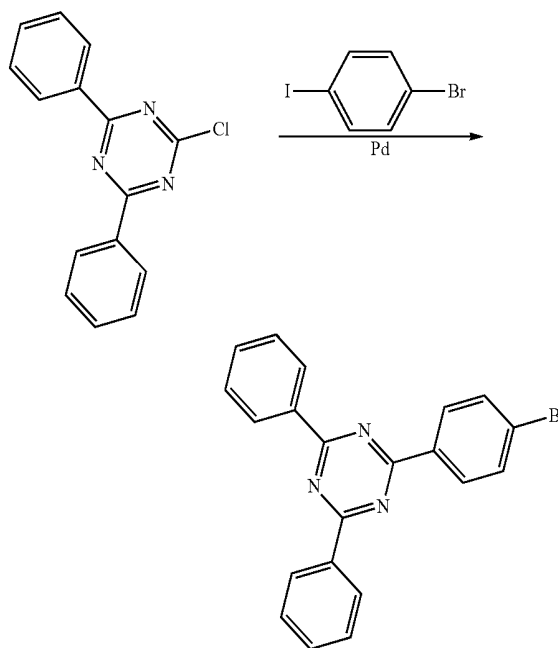
Synthesis of Compound 11

3.56 g (10.0 mmol) of Intermediate I-3, 4.19 g (12.0 mmol) of 2-(4-bromophenyl)-1-phenyl-1-benzimidazole, 0.577 g (0.5 mmol) of $\text{Pd}(\text{PPh}_3)_4$ (tetrakis(triphenylphosphine)palladium), and 4.15 g (30.0 mmol) of K_2CO_3 were dissolved in 40 ml of a THF/ H_2O (2/1 volumetric ratio) mixed solution, and then the mixture was stirred at a temperature of 70° C. for 5 hours. The reaction solution was cooled to room temperature and 30 ml of water was added thereto, followed by extraction three times with ethylether. A collected organic layer was dried with a magnesium sulfate and the residual obtained by evaporating a solvent was separation-purified by silicagel column chromatography to obtain compound 11 3.78 g (Yield: 76%). The formed compound was identified by MS/FAB and ^1H NMR. $\text{C}_{35}\text{H}_{22}\text{N}_4$ calc. 498.18, found 498.25.

^1H NMR (CDCl_3 , 400 MHz) δ (ppm) 8.97-8.94 (m, 3H), 8.45 (d, 1H), 8.21-8.14 (m, 4H), 8.10-8.08 (m, 1H), 8.03 (d, 1H), 7.94 (d, 1H), 7.86 (d, 1H), 7.80-7.78 (m, 1H), 7.66-7.64 (m, 1H), 7.58-7.55 (m, 2H), 7.51-7.48 (m, 1H), 7.44-7.35 (m, 3H), 7.32-7.28 (m, 1H), 7.24-7.21 (m, 1H).

SYNTHESIS EXAMPLE 2

Synthesis of Compound 17



I-4

61

Synthesis of Intermediate I-4

2.68 g (10 mmol) of 2-chloro-4,6-diphenyl-[1,3,5]-triazine, 4.24 g (15.0 mmol) of 1-bromo-4-iodobenzene, 0.58 g (0.5 mmol) of Pd(PPh₃)₄, and 4.14 g (30.0 mmol) of K₂CO₃ were dissolved in 60 ml of a THF/H₂O (2/1) mixed solution and then stirred at a temperature of 70° C. for 5 hours. The reaction solution was cooled to room temperature, followed by extraction three times with 60 mL of water and 60 mL of diethylether. A collected organic layer was dried with a magnesium sulfate and the residual obtained by evaporating a solvent was separation-purified by silicagel column chromatography to obtain 2.56 g (Yield: 66%) of Intermediate I-4. The formed compound was identified by MS/FAB. C₂₁H₁₄BrN₃ calc. 387.03, found 387.11.

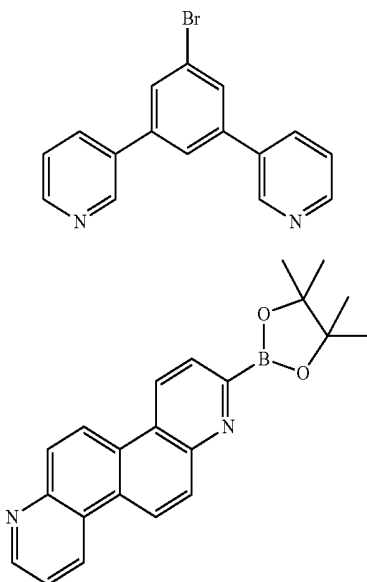
Synthesis of Compound 17

Compound 17 was obtained by using the same method as used to synthesize Compound 11 except that Intermediate I-4 was used instead of 2-(4-bromophenyl)-1-phenyl-1-benzimidazole. The formed compound was identified by MS/FAB and ¹H NMR. C₃₇H₂₃N₅; calc. 537.19, found 537.24.

¹H NMR (CDCl₃, 400 MHz) δ(ppm) 8.96-8.94 (m, 3H), 8.81-8.78 (m, 4H), 8.60-8.57 (m, 2H), 8.49-8.44 (d, 3H), 8.10-8.08 (m, 1H), 8.03 (d, 1H), 7.94 (d, 1H), 7.86 (d, 1H), 7.63-7.59 (m, 4H), 7.51-7.48 (m, 1H), 7.42-7.38 (m, 2H).

SYNTHESIS EXAMPLE 3

Synthesis of Compound 25



Synthesis of Intermediate I-5

Intermediate I-5 was obtained by using the same method as used to synthesize Compound 11 except that 1,3,5-tribromobenzene was used instead of 2-(4-bromophenyl)-1-phenyl-1-benzimidazole and 3-pyridinylboric acid was used instead of Intermediate I-3. The formed compound was identified by MS/FAB. C₁₆H₁₁BrN₂; calc. 310.01, found 310.11

62

Synthesis of Intermediate I-6

Intermediate I-6 was obtained by using the same method as used to synthesize Intermediate I-3, except that naphthalene-2,6-diamine was used instead of naphthalene-1,5-diamine. The formed compound was identified by MS/FAB. C₂₂H₂₁BN₂O₂; calc. 356.16, found 356.24

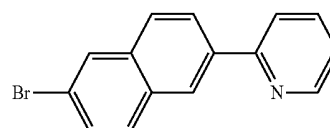
Synthesis of Compound 25

Compound 25 was obtained by using the same method as used to synthesize Compound 11, except that Intermediate I-5 was used instead of 2-(4-bromophenyl)-1-phenyl-1-benzimidazole and Intermediate I-6 was used instead of Intermediate I-3. The formed compound was identified by MS/FAB and ¹H NMR. C₃₂H₂₀N₄; calc. 460.16, found 460.24.

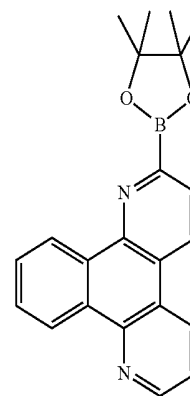
¹H NMR (CDCl₃, 400 MHz) δ(ppm) 9.42-9.40 (m, 1H), 9.05-9.03 (m, 2H), 9.00-8.99 (m, 2H), 8.80-8.79 (m, 1H), 8.71-8.66 (m, 4H), 8.56-8.55 (m, 2H), 8.40-8.37 (m, 1H), 8.18 (d, 1H), 8.06-8.00 (m, 3H), 7.50-7.46 (m, 2H), 7.43-7.39 (m, 1H).

SYNTHESIS EXAMPLE 4

Synthesis of Compound 28



I-7



I-8

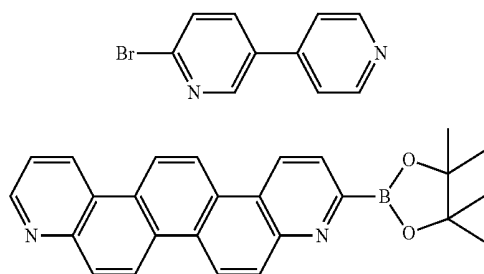
Intermediate I-7 was obtained by using the same method as used to synthesize Compound 11 of Synthesis Example 1 except that 2,6-dibromonaphthalene was used instead of 2-(4-bromophenyl)-1-phenyl-1-benzimidazole and 2-pyridinylboric acid was used instead of Intermediate I-3. Intermediate I-8 was obtained by using the same method as used to synthesize Intermediate I-3 of Synthesis Example 1 except that naphthalene-1,4-diamine was used instead of naphthalene-1,5-diamine. Subsequently, Compound 28 was obtained by using the same method as used to synthesize Compound 11 of Synthesis Example 1, except that Intermediate I-8 was used instead of Intermediate I-3 and Intermediate I-7 was used instead of 2-(4-bromophenyl)-1-phenyl-1-benzimidazole. The formed compound was identified by MS/FAB and ¹H NMR. C₃₁H₁₉N₃; calc. 433.15, found 433.24.

¹H NMR (CDCl₃, 400 MHz) δ(ppm) 9.55-9.54 (m, 1H), 9.45-9.42 (m, 1H), 9.23-9.19 (m, 1H), 9.12-9.02 (m, 4H), 8.96-8.95 (m, 1H), 8.78-8.76 (m, 1H), 8.56-8.55 (m, 1H), 8.45-8.43 (m, 1H), 8.28-8.25 (m, 1H), 8.18-8.16 (d, 1H), 7.89-7.82 (m, 2H), 7.80-7.78 (m, 2H), 7.71-7.68 (m, 1H), 7.30-7.25 (m, 1H).

63

SYNTHESIS EXAMPLE 5

Synthesis of Compound 40

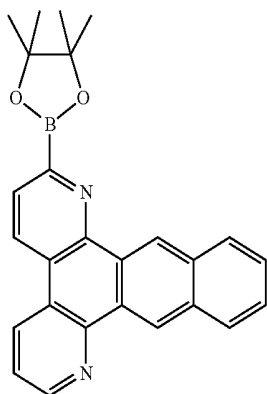


Intermediate I-9 was obtained by using the same method as used to synthesize Compound 11 of Synthesis Example 1 except that 2-bromo-5-iodopyridine was used instead of 2-(4-bromophenyl)-1-phenyl-1-benzimidazole and 4-pyridinylboric acid was used instead of Intermediate I-3. Intermediate I-10 was obtained by using the same method as used to synthesize Intermediate I-3 of Synthesis Example 1, except that phenanthrene-2,7-diamine was used instead of naphthalene-1,5-diamine. Subsequently, Compound 40 was obtained by using the same method as used to synthesize Compound 11 of Synthesis Example 1, except that Intermediate I-10 was used instead of Intermediate I-3 and Intermediate I-9 was used instead of 2-(4-bromophenyl)-1-phenyl-1-benzimidazole. The formed compound was identified by MS/FAB and $^1\text{H NMR}$. $\text{C}_{30}\text{H}_{18}\text{N}_4$: calc. 434.15, found 434.22.

$^1\text{H NMR}$ (CDCl_3 , 400 MHz) δ (ppm) 9.70-9.69 (m, 1H), 9.44-9.43 (m, 1H), 9.39-9.35 (m, 2H), 9.17-9.16 (m, 1H), 8.99-8.97 (m, 1H), 8.90-8.88 (m, 1H), 8.67-8.64 (m, 3H), 8.50 (d, 1H), 8.25 (d, 1H), 8.21-8.19 (m, 1H), 7.99 (d, 1H), 7.43-7.39 (m, 4H).

SYNTHESIS EXAMPLE 6

Synthesis of Compound 51



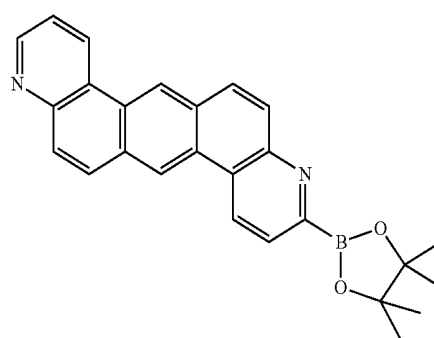
Intermediate I-11 was obtained by using the same method as used to synthesize Intermediate I-3 of Synthesis Example 1, except that anthracene-1,4-diamine was used instead of naphthalene-1,5-diamine. Subsequently, Compound 51 was obtained by using the same method as used to synthesize Compound 11 of Synthesis Example 1, except that Intermediate I-11 was used instead of Intermediate I-3 and 2-chloro-4,6-diphenyl-[1,3,5]-triazine was used instead of 2-(4-bromophenyl)-1-phenyl-1-benzimidazole. The formed compound was identified by MS/FAB and $^1\text{H NMR}$. $\text{C}_{35}\text{H}_{21}\text{N}_5$: calc. 511.17, found 511.22.

64

$^1\text{H NMR}$ (CDCl_3 , 400 MHz) δ (ppm) 9.64-9.62 (m, 1H), 9.57 (s, 1H), 9.39 (s, 1H), 9.11 (d, 1H), 9.05-9.04 (m, 1H), 8.90-8.87 (m, 4H), 8.83 (d, 1H), 8.28-8.24 (m, 2H), 7.71-7.68 (m, 1H), 7.63-7.54 (m, 6H), 7.42-7.38 (m, 2H).

SYNTHESIS EXAMPLE 7

Synthesis of Compound 57

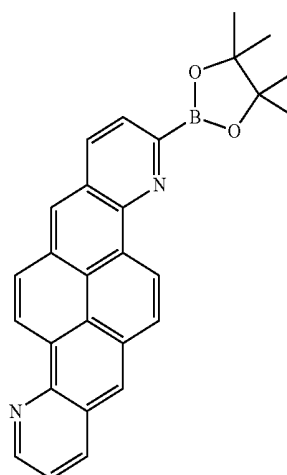


Intermediate I-12 was obtained by using the same method as used to synthesize Intermediate I-3 of Synthesis Example 1, except that anthracene-2,6-diamine was used instead of naphthalene-1,5-diamine. Subsequently, Compound 57 was obtained by using the same method as used to synthesize Compound 11 of Synthesis Example 1, except that Intermediate I-12 was used instead of Intermediate I-3 and 3-(4-bromophenyl)-2-phenyl-imidazolepyridine was used instead of 2-(4-bromophenyl)-1-phenyl-1-benzimidazole. The formed compound was identified by MS/FAB and $^1\text{H NMR}$. $\text{C}_{39}\text{H}_{24}\text{N}_4$: calc. 548.20, found 548.27

$^1\text{H NMR}$ (CDCl_3 , 400 MHz) δ (ppm) 8.96-8.94 (m, 2H), 8.87-8.85 (m, 1H), 8.80-8.79 (m, 1H), 8.67-8.64 (m, 2H), 8.38-8.15 (m, 7H), 7.98-7.95 (m, 2H), 7.84-7.77 (m, 2H), 7.66-7.64 (m, 1H), 7.43-7.36 (m, 4H), 7.28-7.24 (m, 1H), 6.91-6.87 (m, 1H)

SYNTHESIS EXAMPLE 8

Synthesis of Compound 60



Intermediate I-13 was obtained by using the same method as used to synthesize Intermediate I-3 of Synthesis Example

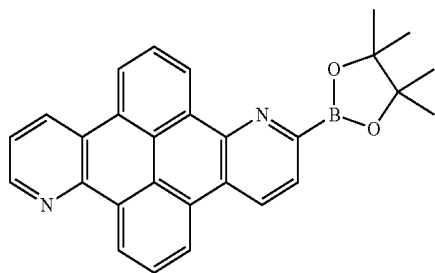
65

1, except that pyrene-1,6-diamine was used instead of naphthalene-1,5-diamine. Subsequently, Compound 51 was obtained by using the same method as used to synthesize Compound 11 of Synthesis Example 1, except that Intermediate I-13 was used instead of Intermediate I-3 and 2-chloro-4,6-diphenyl-[1,3,5]-triazine was used instead of 2-(4-bromophenyl)-1-phenyl-1-benzimidazole. The formed compound was identified by MS/FAB and ^1H NMR. $\text{C}_{37}\text{H}_{21}\text{N}_6$; calc. 535.17, found 535.25.

^1H NMR (CDCl_3 , 400 MHz) δ (ppm) 9.18-9.15 (m, 1H), 8.94-8.66 (m, 6H), 8.76 (d, 1H), 8.57-8.54 (m, 2H), 8.38-8.35 (m, 3H), 8.26-8.24 (m, 1H), 7.64-7.59 (m, 4H), 7.45-7.38 (m, 3H).

SYNTHESIS EXAMPLE 9

Synthesis of Compound 65

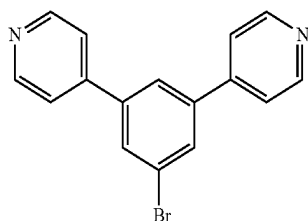


Intermediate I-14 was obtained by using the same method as used to synthesize Intermediate I-3 of Synthesis Example 1, except that pyrene-4,9-diamine was used instead of naphthalene-1,5-diamine. Subsequently Compound 65 was obtained by using the same method as used to synthesize Compound 11 of Synthesis Example 1, except that Intermediate I-14 was used instead of Intermediate I-3 and 2-(4-bromophenyl)-1-phenyl-1-benzimidazole was used. The formed compound was identified by MS/FAB and ^1H NMR. $\text{C}_{41}\text{H}_{24}\text{N}_4$; calc. 572.20, found 572.27.

^1H NMR (CDCl_3 , 400 MHz) δ (ppm) 9.74-9.68 (m, 2H), 9.35 (d, 1H), 8.90-8.87 (m, 2H), 8.72-8.70 (m, 2H), 8.24-8.21 (m, 3H), 8.17-8.14 (m, 2H), 7.90-7.84 (m, 2H), 7.99-7.97 (m, 1H), 7.66-7.64 (m, 1H), 7.58-7.53 (m, 2H), 7.44-7.36 (m, 3H), 7.32-7.28 (m, 2H), 7.24-7.21 (m, 1H).

SYNTHESIS EXAMPLE 10

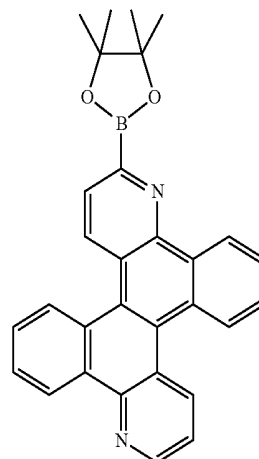
Synthesis of Compound 67



66

-continued

I-16



Intermediate I-15 was obtained by using the same method as used to synthesize Intermediate I-5 of Synthesis Example 3, except that 4-pyridinylboric acid was used instead of 3-pyridinylboric acid. Subsequently, Compound 67 was obtained by using the same method as used to synthesize Compound 11 of Synthesis Example 1, except that Intermediate I-15 was used instead of Intermediate I-3 and Intermediate I-15 was used instead of 2-(4-bromophenyl)-1-phenyl-1-benzimidazole. The formed compound was identified by MS/FAB and ^1H NMR. $\text{C}_{40}\text{H}_{24}\text{N}_4$; calc. 560.20, found 560.27

^1H NMR (CDCl_3 , 400 MHz) δ (ppm) 9.60-9.57 (m, 1H), 9.53-9.51 (m, 1H), 9.42-9.39 (m, 1H), 8.98-8.89 (m, 3H), 8.80-8.78 (m, 4H), 8.58-8.53 (m, 1H), 8.33-8.32 (m, 2H), 8.11-8.07 (m, 2H), 7.86-7.78 (m, 4H), 7.63-7.60 (m, 4H), 7.34-7.32 (m, 1H)

SYNTHESIS EXAMPLE 11

Synthesis of Compound 1

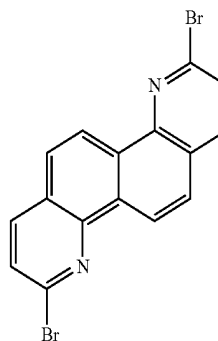
Compound 1 was obtained by using the same method as used to synthesize Intermediate I-1 of Synthesis Example 1. The formed compound was identified by MS/FAB and ^1H NMR. calc. 230.08, found 230.15

^1H NMR (CDCl_3 , 400 MHz) δ (ppm) 8.95-8.91 (m, 4H), 8.10-8.07 (m, 2H), 7.89 (d, 2H), 7.51-7.48 (m, 2H)

SYNTHESIS EXAMPLE 12

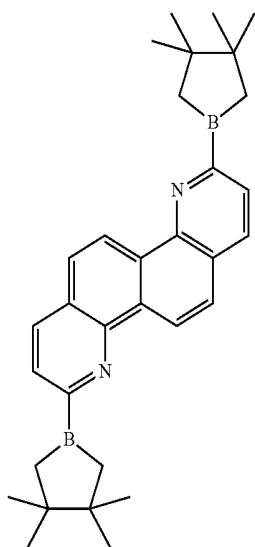
Synthesis of Compound 2

I-17-1



67

-continued



Intermediate I-17-1 was obtained by using the same method as used to synthesize Intermediate I-2 of Synthesis Example 1, except that an equivalent number of bromine was increased twice. Intermediate I-17-2 was obtained by using the same method as used to synthesize Intermediate I-3, except that Intermediate I-17-1 was used instead of Intermediate I-2. Subsequently, Compound 2 was obtained by using the same method as used to synthesize Compound 11 of Synthesis Example 1, except that Intermediate I-17-2 was used instead of Intermediate I-3 and 2-bromo-2-methylpropane was used instead of 2-(4-bromophenyl)-1-phenyl-1-benzoimidazole. The formed compound was identified by MS/FAB and ¹H NMR. calc. 342.20, found 342.28

¹H NMR (CDCl₃, 400 MHz) δ(ppm) 8.92 (d, 2H), 8.22-8.20 (m, 2H), 7.87 (d, 2H), 7.47 (d, 2H), 1.41 (s, 18H)

SYNTHESIS EXAMPLE 13

Synthesis of Compound 3

Compound 3 was obtained by using the same method as used to synthesize Compound 11 of Synthesis Example 1, except that Intermediate I-17-2 was used instead of Intermediate I-3 and bromobenzene was used instead of 2-(4-bromophenyl)-1-phenyl-1-benzoimidazole. The formed compound was identified by MS/FAB and ¹H NMR. calc. 382.14, found 382.21.

¹H NMR (CDCl₃, 400 MHz) δ(ppm) 8.98 (d, 2H), 8.43 (d, 2H), 8.14-8.10 (m, 4H), 7.99 (d, 2H), 7.89 (d, 2H), 7.59-7.55 (m, 4H), 7.50-7.46 (m, 2H).

SYNTHESIS EXAMPLE 14

Synthesis of Compound 6

Compound 6 was obtained by using the same method as used to synthesize Compound 11 of Synthesis Example 1, except that Intermediate I-3 was used and 6-bromo-2,3'-bipyridine was used instead of Intermediate 2-(4-bromophenyl)-1-phenyl-1-benzoimidazole. The formed compound was identified by MS/FAB and ¹H NMR. calc. 384.13, found 384.21.

¹H NMR (CDCl₃, 400 MHz) δ(ppm) 9.08-9.06 (m, 1H), 9.02-9.00 (m, 1H), 8.97-8.94 (m, 2H), 8.80 (d, 1H), 8.66-8.64

68

(d, 1H), 8.42-8.39 (m, 1H), 8.36 (d, 1H), 8.26-8.22 (m, 1H), 8.10-8.07 (m, 1H), 7.95-7.91 (m, 2H), 7.86 (d, 1H), 7.59 (d, 1H), 7.51-7.48 (m, 1H), 7.41-7.37 (m, 1H).

SYNTHESIS EXAMPLE 15

Synthesis of Compound 8

Compound 8 was obtained by using the same method as used to synthesize Compound 11 of Synthesis Example 1, except that Intermediate I-17-2 was used instead of Intermediate I-3 and 3-bromobenzonitrile was used instead of Intermediate 2-(4-bromophenyl)-1-phenyl-1-benzoimidazole. The formed compound was identified by MS/FAB and ¹H NMR. calc. 432.13, found 432.20.

¹H NMR (CDCl₃, 400 MHz) δ(ppm) 8.98 (d, 2H), 8.64-8.62 (d, 2H), 8.53-8.51 (m, 2H), 8.14-8.09 (m, 4H), 7.89 (d, 2H), 7.79-7.76 (m, 2H), 7.62-7.58 (m, 2H).

SYNTHESIS EXAMPLE 16

Synthesis of Compound 15

Compound 15 was obtained by using the same method as used to synthesize Compound 11 of Synthesis Example 1, except that Intermediate I-3 was used and Intermediate I-4 was used instead of Intermediate 2-(4-bromophenyl)-1-phenyl-1-benzoimidazole. The formed compound was identified by MS/FAB and ¹H NMR. calc. 461.16, found 461.24.

¹H NMR (CDCl₃, 400 MHz) δ(ppm) 9.07-9.05 (m, 1H), 8.97-8.94 (m, 2H), 8.89-8.86 (m, 4H), 8.71 (d, 1H), 8.62 (d, 1H), 8.10-8.08 (m, 1H), 7.95 (d, 1H), 7.86 (d, 1H), 7.63-7.59 (m, 4H), 7.51-7.48 (m, 1H), 7.42-7.38 (m, 2H).

SYNTHESIS EXAMPLE 17

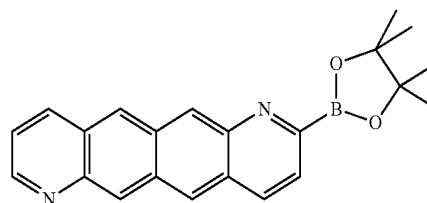
Synthesis of Compound 20

Compound 20 was obtained by using the same method as used to synthesize Compound 11 of Synthesis Example 1, except that Intermediate I-3 was used and 2-(4-bromophenyl)imidazopyrimidine was used instead of Intermediate 2-(4-bromophenyl)-1-phenyl-1-benzoimidazole. The formed compound was identified by MS/FAB and ¹H NMR. calc. 423.14, found 423.20.

¹H NMR (CDCl₃, 400 MHz) δ(ppm) 8.96-8.94 (m, 3H), 8.49-8.42 (m, 3H), 8.33-8.27 (m, 4H), 8.10-8.08 (m, 1H), 8.03 (d, 1H), 7.94 (d, 1H), 7.89-7.85 (m, 2H), 7.51-7.48 (m, 1H), 6.82-6.80 (m, 1H).

SYNTHESIS EXAMPLE 18

Synthesis of Compound 23



Intermediate I-18 was obtained by using the same method as used to synthesize Intermediate I-3 of Synthesis Example 1, except that naphthalene-2,6-diamine was used instead of naphthalene-1,5-diamine. Subsequently, Compound 23 was

I-18

69

obtained by using the same method as used to synthesize Compound 11 of Synthesis Example 1, except that Intermediate I-18 was used instead of Intermediate I-3 and 2-(4-bromophenyl)-1-phenyl-1-benzimidazole was used. The formed compound was identified by MS/FAB and ¹H NMR. calc. 498.18, found 498.24.

¹H NMR (CDCl₃, 400 MHz) δ(ppm) 8.96-8.94 (m, 1H), 8.86 (s, 1H), 8.80 (s, 1H), 8.50-8.45 (m, 3H), 8.29-8.26 (m, 1H), 8.22-8.20 (m, 2H), 8.13-8.11 (m, 2H), 8.03 (d, 1H), 7.80-7.78 (m, 1H), 7.66-7.64 (m, 1H), 7.57-7.53 (m, 2H), 7.44-7.35 (m, 3H), 7.32-7.28 (m, 1H), 7.24-7.15 (m, 2H).

SYNTHESIS EXAMPLE 19

Synthesis of Compound 27

Compound 27 was obtained by using the same method as used to synthesize Compound 11 of Synthesis Example 1, except that Intermediate I-8 was used instead of Intermediate I-3 and 3-(3-bromophenyl)pyridine was used instead of 2-(4-bromophenyl)-1-phenyl-1-benzimidazole. The formed compound was identified by MS/FAB and ¹H NMR. calc. 383.14, found 383.21.

¹H NMR (CDCl₃, 400 MHz) δ(ppm) 9.44-9.42 (m, 1H), 9.23-9.18 (m, 1H), 9.11-9.09 (m, 1H), 9.03-9.02 (m, 1H), 8.96-8.95 (m, 1H), 8.92 (d, 1H), 8.66-8.64 (m, 1H), 8.56-8.55 (m, 1H), 8.32 (d, 1H), 8.12-8.09 (m, 1H), 7.97-7.95 (m, 1H), 7.87-7.83 (m, 2H), 7.70-7.68 (m, 1H), 7.48-7.39 (m, 2H), 7.39-7.36 (m, 1H).

SYNTHESIS EXAMPLE 20

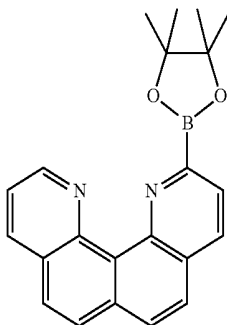
Synthesis of Compound 30

Compound 30 was obtained by using the same method as used to synthesize Compound 11 of Synthesis Example 1, except that Intermediate I-8 was used instead of Intermediate I-3 and Intermediate I-4 was used instead of 2-(4-bromophenyl)-1-phenyl-1-benzimidazole. The formed compound was identified by MS/FAB and ¹H NMR. calc. 537.19, found 537.24.

¹H NMR (CDCl₃, 400 MHz) δ(ppm) 9.44-9.42 (m, 1H), 9.22-9.19 (m, 1H), 9.11-9.09 (m, 1H), 9.03-9.02 (m, 1H), 8.81-8.78 (m, 6H), 8.59-8.57 (m, 2H), 8.51-8.49 (m, 1H), 8.31 (d, 1H), 7.88-7.82 (m, 2H), 7.71-7.68 (m, 1H), 7.63-7.59 (m, 4H), 7.42-7.38 (m, 2H).

SYNTHESIS EXAMPLE 21

Synthesis of Compound 33



70

Intermediate I-19 was obtained by using the same method as used to synthesize Intermediate I-3 of Synthesis Example 1, except that naphthalene-1,8-diamine was used instead of naphthalene-1,5-diamine. Subsequently Compound 33 was obtained by using the same method as used to synthesize Compound 11 of Synthesis Example 1, except that Intermediate I-19 was used instead of Intermediate I-3 and 1-(4-bromophenyl)-2-phenyl-1-benzimidazole was used instead of 2-(4-bromophenyl)-1-phenyl-1-benzimidazole. The formed compound was identified by MS/FAB and ¹H NMR. calc. 498.18, found 498.23.

¹H NMR (CDCl₃, 400 MHz) δ(ppm) 9.02-9.00 (m, 1H), 8.50-8.48 (m, 1H), 8.24-8.21 (m, 2H), 8.08-8.03 (m, 4H), 7.84-7.75 (m, 5H), 7.66-7.64 (m, 1H), 7.51-7.48 (m, 1H), 7.42-7.28 (m, 6H), 7.24-7.21 (m, 1H).

SYNTHESIS EXAMPLE 22

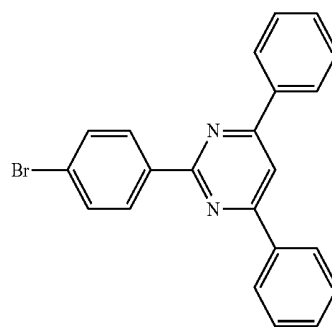
Synthesis of Compound 34

Compound 34 was obtained by using the same method as used to synthesize Compound 11 of Synthesis Example 1, except that Intermediate I-19 was used instead of Intermediate I-3 and Intermediate I-4 was used instead of 2-(4-bromophenyl)-1-phenyl-1-benzimidazole. The formed compound was identified by MS/FAB and ¹H NMR. calc. 537.19, found 537.25.

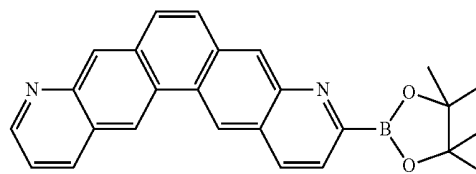
¹H NMR (CDCl₃, 400 MHz) δ(ppm) 9.17-9.06 (m, 6H), 8.97 (d, 1H), 8.89-8.88 (m, 1H), 8.79 (d, 1H), 8.57-8.56 (m, 1H), 8.49-8.47 (m, 1H), 8.35-8.33 (m, 1H), 8.16-8.10 (m, 4H), 7.99 (d, 1H), 7.90-7.86 (m, 3H), 7.70-7.66 (m, 1H), 7.52-7.43 (m, 2H).

SYNTHESIS EXAMPLE 23

Synthesis of Compound 42



I-20-1



I-20-2

Intermediate I-20-1 was obtained by using the same method as used to synthesize Intermediate I-4 of Synthesis Example 2, except that 2-chloro-4,6-diphenyl-pyrimidine was used instead of 2-chloro-4,6-diphenyl-[1,3,5]-triazine. Intermediate I-20-2 was obtained by using the same method as used to synthesize Intermediate I-3 of Synthesis Example

71

1, except that phenanthrene-2,7-diamine was used instead of naphthalene-1,5-diamine. Subsequently, Compound 42 was obtained by using the same method as used to synthesize Compound 11 of Synthesis Example 1, except that Intermediate I-20-2 was used instead of Intermediate I-3 and Intermediate I-20-1 was used instead of 2-(4-bromophenyl)-1-phenyl-1-benzimidazole. The formed compound was identified by MS/FAB and ^1H NMR. calc. 586.15, found 586.22.

^1H NMR (CDCl_3 , 400 MHz) δ (ppm) 9.60 (s, 1H), 9.51 (s, 1H), 8.95-8.94 (m, 1H), 8.79-8.78 (m, 1H), 8.73-8.72 (m, 1H), 8.56-8.53 (m, 2H), 8.45-8.40 (m, 3H), 8.33-8.27 (m, 5H), 8.12-8.04 (m, 3H), 7.96 (s, 1H), 7.52-7.49 (m, 4H), 7.31-7.27 (m, 2H), 7.17-7.14 (m, 1H).

SYNTHESIS EXAMPLE 24

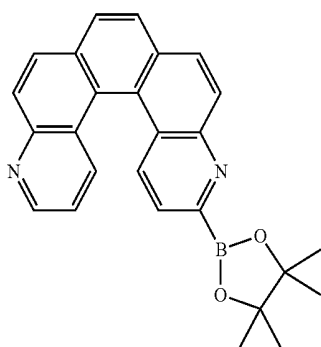
Synthesis of Compound 43

Compound 43 was obtained by using the same method as used to synthesize Compound 11 of Synthesis Example 1, except that Intermediate I-20-2 was used instead of Intermediate I-3 and 2-bromoquinoline was used instead of 2-(4-bromophenyl)-1-phenyl-1-benzimidazole. The formed compound was identified by MS/FAB and ^1H NMR. calc. 407.14, found 407.21.

^1H NMR (CDCl_3 , 400 MHz) δ (ppm) 9.51 (s, 1H), 9.18 (s, 1H), 8.91 (d, 1H), 8.86-8.85 (m, 1H), 8.79 (d, 1H), 8.73-8.72 (m, 1H), 8.39 (d, 1H), 8.32-8.30 (m, 1H), 8.26-8.22 (m, 2H), 8.12-8.04 (m, 2H), 7.86-7.84 (m, 1H), 7.75-7.71 (m, 1H), 7.57-7.53 (m, 2H), 7.17-7.14 (m, 1H).

SYNTHESIS EXAMPLE 25

Synthesis of Compound 46



Intermediate I-21 was obtained by using the same method as used to synthesize Intermediate I-3 of Synthesis Example 1, except that phenanthrene-3,6-diamine was used instead of naphthalene-1,5-diamine. Subsequently, Compound 46 was obtained by using the same method as used to synthesize Compound 11 of Synthesis Example 1, except that Intermediate I-21 was used instead of Intermediate I-3 and 2-bromo-4,6-diphenylpyrimidine was used instead of 2-(4-bromophenyl)-1-phenyl-1-benzimidazole. The formed compound was identified by MS/FAB and ^1H NMR. calc. 510.18, found 510.25.

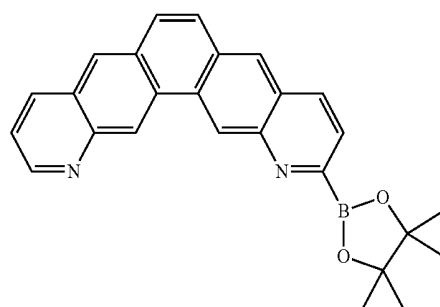
^1H NMR (CDCl_3 , 400 MHz) δ (ppm) 9.41-9.39 (m, 1H), 8.95-8.94 (m, 1H), 8.78-8.76 (m, 1H), 8.67-8.65 (m, 2H),

72

8.49-8.47 (m, 1H), 8.35-8.31 (m, 4H), 8.23-8.15 (m, 2H), 8.08-8.00 (m, 2H), 7.95 (s, 1H), 7.52-7.49 (m, 4H), 7.30-7.25 (m, 3H).

SYNTHESIS EXAMPLE 26

Synthesis of Compound 47



I-22

Intermediate I-22 was obtained by using the same method as used to synthesize Intermediate I-3 of Synthesis Example 1, except that phenanthrene-3,6-diamine was used instead of naphthalene-1,5-diamine. Subsequently, Compound 47 was obtained by using the same method as used to synthesize Compound 11 of Synthesis Example 1, except that Intermediate I-22 was used instead of Intermediate I-3 and 5-bromoquinoline was used instead of 2-(4-bromophenyl)-1-phenyl-1-benzimidazole. The formed compound was identified by MS/FAB and ^1H NMR. calc. 407.14, found 407.21.

^1H NMR (CDCl_3 , 400 MHz) δ (ppm) 9.20-9.19 (m, 1H), 9.14-9.13 (m, 1H), 9.06-9.04 (m, 1H), 8.92-8.91 (m, 1H), 8.74-8.73 (m, 1H), 8.49-8.47 (m, 2H), 8.39-8.35 (m, 3H), 8.29-8.21 (m, 3H), 7.79-7.75 (m, 1H), 7.68-7.66 (m, 1H), 7.58-7.55 (m, 1H), 7.19-7.15 (m, 1H).

SYNTHESIS EXAMPLE 27

Synthesis of Compound 50

Compound 50 was obtained by using the same method as used to synthesize Compound 11 of Synthesis Example 1, except that Intermediate I-11 was used instead of Intermediate I-3 and 5-bromo-2,2'-bipyridine was used instead of, 2-(4-bromophenyl)-1-phenyl-1-benzimidazole. The formed compound was identified by MS/FAB and ^1H NMR. calc. 511.17, found 511.24.

^1H NMR (CDCl_3 , 400 MHz) δ (ppm) 9.64-9.62 (m, 1H), 9.41-9.39 (m, 2H), 9.16-9.15 (m, 1H), 9.08 (m, 1H), 9.05-9.03 (m, 1H), 8.71-8.69 (m, 1H), 8.61-8.59 (m, 1H), 8.52-8.50 (m, 1H), 8.41-8.39 (m, 1H), 8.28-8.24 (m, 3H), 7.84-7.80 (m, 1H), 7.71-7.68 (m, 1H), 7.59-7.54 (m, 2H), 7.32-7.29 (m, 1H).

SYNTHESIS EXAMPLE 28

Synthesis of Compound 52

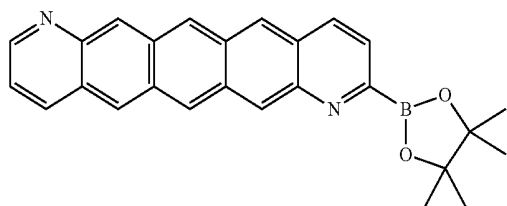
Compound 52 was obtained by using the same method as used to synthesize Compound 11 of Synthesis Example 1, except that Intermediate I-11 was used instead of Intermediate I-3 and 2-(4-bromophenyl)-1-phenyl-1-benzimidazole was used. The formed compound was identified by MS/FAB and ^1H NMR. calc. 548.20, found 548.29.

73

¹H NMR (CDCl₃, 400 MHz) δ(ppm) 9.64-9.62 (m, 1H), 9.40-9.39 (m, 2H), 9.05-9.04 (m, 1H), 8.95 (d, 1H), 8.32-8.21 (m, 5H), 8.17-8.14 (m, 2H), 7.79-7.77 (m, 1H), 7.71-7.64 (m, 2H), 7.60-7.55 (m, 4H), 7.44-7.35 (m, 3H), 7.32-7.28 (m, 1H), 7.24-7.21 (m, 1H).

SYNTHESIS EXAMPLE 29

Synthesis of Compound 55



Intermediate I-23 was obtained by using the same method as used to synthesize Intermediate I-3 of Synthesis Example 1, except that anthracene-2,6-diamine was used instead of naphthalene-1,5-diamine. Subsequently Compound 55 was obtained by using the same method as used to synthesize Compound 11 of Synthesis Example 1, except that Intermediate I-23 was used instead of Intermediate I-3 and 2-(4-bromophenyl)-3-phenylimidazolepyridine was used instead of 2-(4-bromophenyl)-1-phenyl-1-benzoimidazole. The formed compound was identified by MS/FAB and ¹H NMR. calc. 548.20, found 548.28.

¹H NMR (CDCl₃, 400 MHz) δ(ppm) 8.96-8.94 (m, 1H), 8.78 (s, 1H), 8.72 (s, 1H), 8.66-8.65 (m, 2H), 8.63-8.60 (m, 1H), 8.47 (d, 2H), 8.40 (d, 1H), 8.25-8.16 (m, 5H), 8.03 (d, 1H), 7.78-7.73 (m, 2H), 7.66-7.64 (m, 1H), 7.52-7.44 (m, 3H), 7.28-7.24 (m, 1H), 7.19-7.15 (m, 1H), 6.91-6.97 (m, 1H).

SYNTHESIS EXAMPLE 30

Synthesis of Compound 56

Compound 56 was obtained by using the same method as used to synthesize Compound 11 of Synthesis Example 1, except that Intermediate I-12 was used instead of Intermediate I-3 and 3-(4-bromophenyl)pyridine was used instead of 2-(4-bromophenyl)-1-phenyl-1-benzoimidazole. The formed compound was identified by MS/FAB and ¹H NMR. calc. 434.15, found 434.21.

¹H NMR (CDCl₃, 400 MHz) δ(ppm) 9.16-9.14 (m, 1H), 8.97-8.93 (m, 3H), 8.81-8.79 (m, 1H), 8.67-8.60 (m, 2H); 8.56-8.52 (m, 2H), 8.44-8.39 (d, 2H), 8.30-8.28 (m, 1H), 8.25-8.21 (m, 2H), 7.80-8.73 (d, 2H), 7.43-7.39 (m, 1H), 7.29-7.26 (m, 1H).

SYNTHESIS EXAMPLE 31

Synthesis of Compound 58

Compound 58 was obtained by using the same method as used to synthesize Compound 11 of Synthesis Example 1, except that Intermediate I-12 was used instead of Intermediate I-3 and Intermediate I-5 was used instead of 2-(4-bromophenyl)-1-phenyl-1-benzoimidazole. The formed compound was identified by MS/FAB and ¹H NMR. calc. 510.18, found 510.25.

¹H NMR (CDCl₃, 400 MHz) δ(ppm) 9.16-9.13 (m, 1H), 9.00-8.99 (m, 2H), 8.96-8.94 (m, 2H), 8.81-8.80 (m, 1H),

74

8.68-8.64 (m, 3H), 8.56-8.55 (m, 2H), 8.38-8.28 (m, 3H), 8.23-8.17 (m, 2H), 8.06-8.00 (m, 3H), 7.50-7.46 (m, 2H), 7.43-7.39 (m, 1H).

SYNTHESIS EXAMPLE 32

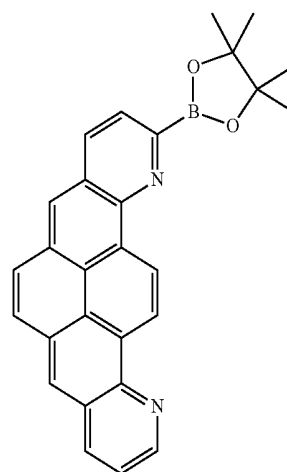
Synthesis of Compound 61

Compound 61 was obtained by using the same method as used to synthesize Compound 11 of Synthesis Example 1, except that Intermediate I-13 was used instead of Intermediate I-3 and 2-(4-bromophenyl)-1-phenyl-1-benzoimidazole was used. The formed compound was identified by MS/FAB and ¹H NMR. calc. 572.20, found 572.27.

¹H NMR (CDCl₃, 400 MHz) δ(ppm) 9.16 (d, 1H), 8.92-8.90 (m, 1H), 8.83 (d, 1H), 8.44-8.42 (m, 1H), 8.39-8.35 (m, 4H), 8.26-8.14 (m, 5H), 8.08-8.06 (m, 1H), 7.80-7.78 (m, 1H), 7.66-7.64 (m, 1H), 7.58-7.55 (m, 2H), 7.45-7.35 (m, 4H), 7.32-7.28 (m, 1H), 7.24-7.21 (m, 1H).

SYNTHESIS EXAMPLE 33

Synthesis of Compound 63



Intermediate I-24 was obtained by using the same method as used to synthesize Intermediate I-3 of Synthesis Example 1, except that pyrene-1,8-diamine was used instead of naphthalene-1,5-diamine. Subsequently, Compound 63 was obtained by using the same method as used to synthesize Compound 11 of Synthesis Example 1, except that Intermediate I-24 was used instead of Intermediate I-3 and Intermediate I-5 was used instead of 2-(4-bromophenyl)-1-phenyl-1-benzoimidazole. The formed compound was identified by MS/FAB and ¹H NMR. calc. 534.18, found 534.27.

¹H NMR (CDCl₃, 400 MHz) δ(ppm) 9.00-8.98 (m, 2H), 8.94-8.93 (m, 2H), 8.92-8.90 (m, 1H), 8.68-8.66 (m, 2H), 8.62-8.60 (m, 2H), 8.44-8.33 (m, 5H), 8.26-8.21 (m, 2H), 8.06-8.00 (m, 3H), 7.50-7.41 (m, 3H).

SYNTHESIS EXAMPLE 34

Synthesis of Compound 69

Compound 69 was obtained by using the same method as used to synthesize Compound 11 of Synthesis Example 1, except that Intermediate I-16 was used instead of Intermediate I-3 and 1-(4-bromophenyl)-2-phenyl-1-benzoimidazole was used instead of 2-(4-bromophenyl)-1-phenyl-1-ben-

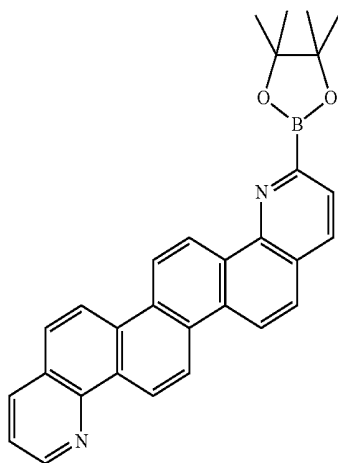
75

zoimidazole. The formed compound was identified by MS/FAB and ^1H NMR. calc. 598.21, found 598.29.

^1H NMR (CDCl_3 , 400 MHz) δ (ppm) 9.60-9.50 (m, 2H), 9.06-9.04 (m, 1H), 8.97-8.91 (m, 3H), 8.58-8.53 (m, 1H), 8.29 (d, 1H), 8.08-8.03 (m, 4H), 7.86-7.77 (m, 5H), 7.66-7.64 (m, 1H), 7.41-7.29 (m, 7H), 7.24-7.21 (m, 1H).

SYNTHESIS EXAMPLE 35

Synthesis of Compound 70

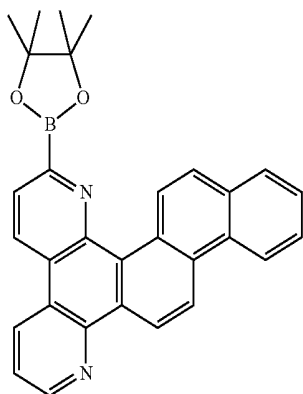


Intermediate I-25 was obtained by using the same method as used to synthesize Intermediate I-3 of Synthesis Example 1, except that chrysene-1,7-diamine was used instead of naphthalene-1,5-diamine. Subsequently, Compound 70 was obtained by using the same method as used to synthesize Compound 11 of Synthesis Example 1, except that Intermediate I-25 was used instead of Intermediate I-3 and Intermediate I-4 was used instead of 2-(4-bromophenyl)-1-phenyl-1-benzimidazole. The formed compound was identified by MS/FAB and ^1H NMR. calc. 561.19, found 561.25.

^1H NMR (CDCl_3 , 400 MHz) δ (ppm) 9.12-9.10 (m, 1H), 8.99-8.97 (m, 1H), 8.93-8.87 (m, 8H), 8.76-8.70 (m, 2H), 8.55-8.52 (m, 1H), 8.12-8.10 (m, 1H), 8.00-7.98 (m, 1H), 7.83-7.81 (m, 1H), 7.63-7.60 (m, 4H), 7.46-7.38 (m, 3H).

SYNTHESIS EXAMPLE 36

Synthesis of Compound 72



Intermediate I-26 was obtained by using the same method as used to synthesize Intermediate I-3 of Synthesis Example 1, except that chrysene-1,4-diamine was used instead of naphthalene-1,5-diamine. Subsequently, Compound 72 was

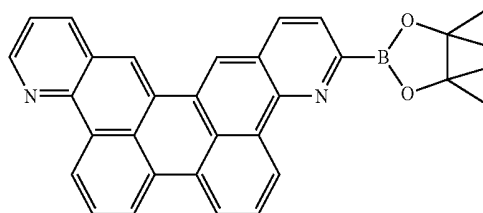
76

obtained by using the same method as used to synthesize Compound 11 of Synthesis Example 1, except that Intermediate I-26 was used instead of Intermediate I-3 and 3-(3-bromophenyl)pyridine was used instead of 2-(4-bromophenyl)-1-phenyl-1-benzimidazole. The formed compound was identified by MS/FAB and ^1H NMR. calc. 484.16, found 484.23.

^1H NMR (CDCl_3 , 400 MHz) δ (ppm) 9.64-9.62 (m, 1H), 9.23-9.21 (m, 1H), 9.08-8.98 (m, 4H), 8.93-8.91 (m, 1H), 8.84-8.83 (m, 1H), 8.68-8.65 (m, 3H), 8.62 (d, 1H), 8.24 (d, 1H), 8.06-8.04 (m, 1H), 8.00-7.87 (m, 1H), 7.82-7.78 (m, 1H), 7.71-7.65 (m, 2H), 7.43-7.41 (m, 2H).

SYNTHESIS EXAMPLE 37

Synthesis of Compound 76



Intermediate I-27 was obtained by using the same method as used to synthesize Intermediate I-3 of Synthesis Example 1, except that perylene-3,10-diamine was used instead of naphthalene-1,5-diamine. Subsequently, Compound 76 was obtained by using the same method as used to synthesize Compound 11 of Synthesis Example 1, except that Intermediate I-27 was used instead of Intermediate I-3 and 7-bromoquinoline was used instead of 2-(4-bromophenyl)-1-phenyl-1-benzimidazole. The formed compound was identified by MS/FAB and ^1H NMR. calc. 481.15, found 481.22.

^1H NMR (CDCl_3 , 400 MHz) δ (ppm) 9.59-9.54 (m, 2H), 9.17 (s, 1H), 9.11 (s, 1H), 9.05-9.03 (m, 1H), 8.92-8.90 (m, 1H), 8.70-8.66 (m, 2H), 8.62-8.60 (m, 1H), 8.55 (d, 1H), 8.48-8.46 (m, 1H), 8.36-8.34 (m, 1H), 8.27 (d, 1H), 8.23-8.18 (m, 2H), 7.85-7.78 (m, 2H), 7.46-7.43 (m, 1H), 7.40-7.36 (m, 1H).

EXAMPLE 1

As an anode, $15 \Omega/\text{cm}^2$ (1200 Å) ITO glass substrate manufactured by Corning Co., Ltd was cut to a size of 50 mm×50 mm×0.7 mm and sonicated with isopropyl alcohol and pure water each for 5 minutes, and then a ultraviolet ray was irradiated thereto for 30 minutes, followed by exposure to ozone. Then, the resultant ITO glass substrate was installed in a vacuum deposition device.

2-TNATA was vacuum deposited on the ITO glass substrate to form a hole injection layer having a thickness of 600 Å, and 4,4'-bis[N-(1-naphthyl)-N-phenyl amino]biphenyl (NPB) was vacuum deposited on the hole injection layer to form a hole transport layer having a thickness of 300 Å.

On the hole transport layer, Alq_3 as a green fluorescent host and C545T as a blue fluorescent dopant were co-deposited at a weight ratio of 98:2 to form an emission layer having a thickness of 300 Å.

Subsequently, Compound 11 was vacuum deposited on the emission layer to form an electron transport layer having a thickness of 300 Å. LiF, which is a halogenized alkali metal, was vacuum deposited on the electron transport layer to form an electron injection layer having a thickness of 10 Å, and

77

then, Al was vacuum deposited thereon to a thickness of 3000 Å (andoe), thereby completing manufacture of a LiF/Al electrode. Thus, manufacture of an organic light-emitting diode was completed.

EXAMPLE 2

An organic light-emitting diode was manufactured in the same manner as in Example 1, except that Compound 17 was used instead of Compound 11 in forming an electron transport layer.

EXAMPLE 3

An organic light-emitting diode was manufactured in the same manner as in Example 1, except that Compound 25 was used instead of Compound 11 in forming an electron transport layer.

EXAMPLE 4

An organic light-emitting diode was manufactured in the same manner as in Example 1, except that Compound 28 was used instead of Compound 11 in forming an electron transport layer.

EXAMPLE 5

An organic light-emitting diode was manufactured in the same manner as in Example 1, except that Compound 40 was used instead of Compound 11 in forming an electron transport layer.

EXAMPLE 6

An organic light-emitting diode was manufactured in the same manner as in Example 1, except that Compound 51 was used instead of Compound 11 in forming an electron transport layer.

EXAMPLE 7

An organic light-emitting diode was manufactured in the same manner as in Example 1, except that Compound 57 was used instead of Compound 11 in forming an electron transport layer.

78

EXAMPLE 8

An organic light-emitting diode was manufactured in the same manner as in Example 1, except that Compound 60 was used instead of Compound 11 in forming an electron transport layer.

EXAMPLE 9

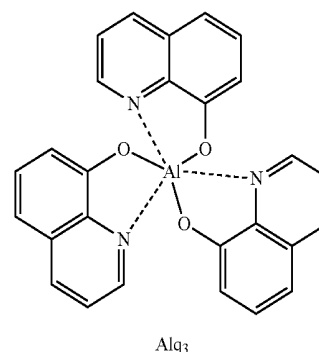
An organic light-emitting diode was manufactured in the same manner as in Example 1, except that Compound 65 was used instead of Compound 11 in forming an electron transport layer.

EXAMPLE 10

An organic light-emitting diode was manufactured in the same manner as in Example 1, except that Compound 67 was used instead of Compound 11 in forming an electron transport layer.

COMPARITIVE EXAMPLE 1

An organic light-emitting diode was manufactured in the same manner as in Example 1 except that Alq₃, which is a known material, was used instead of Compound 11 in forming an electron transport layer.



EVALUATION EXAMPLE

The driving voltage, current density, brightness, luminance efficiency, emission color, and half lifetime of each of the organic light-emitting diodes of Examples 1 to 10 and Comparative Example 1 were measured by using a PR650 (Spectroscan) Source Measurement Unit (product of Photo-Research Co., Ltd). Results thereof are shown in Table 1 below.

TABLE 1

	Electron transport material	Driving voltage (V)	Current density (mA/cm ²)	Brightness (cd/m ²)	Luminous efficiency (cd/A)	Emission color	Half lifetime (hr @ 100 mA/cm ²)
Example 1	Compound 11	6.26	50	2.645	5.29	blue	215 hr
Example 2	Compound 17	6.35	50	2.687	5.37	blue	221 hr
Example 3	Compound 25	6.51	50	2.352	4.70	blue	202 hr
Example 4	Compound 28	6.55	50	2.233	4.46	blue	210 hr
Example 5	Compound 40	6.72	50	2.214	4.43	blue	198 hr
Example 6	Compound 51	6.28	50	2.577	5.15	blue	209 hr
Example 7	Compound 57	6.87	50	2.135	4.27	blue	194 hr
Example 8	Compound 60	6.33	50	2.467	4.93	blue	207 hr
Example 9	Compound 65	6.81	50	2.613	5.23	blue	219 hr
Example 10	Compound 67	6.68	50	2.587	5.17	blue	211 hr
Comparative Example 1	Alq ₃	7.85	50	1.560	3.12	blue	113 hr

Referring to Table 1, it can be confirmed that when the heterocyclic compound represented by Formula 1 is used as an electron transport material of an organic light-emitting diode (Examples 1 to 10), the driving voltage of each organic light-emitting diode was decreased by about 1 V or more and the Luminous efficiency thereof was increased by about 1 to 2 cd/A than when the known material Alq₃ was used (Comparative Example 1). That is, the organic light-emitting diodes of Examples 1 to 10 show more excellent Current-Voltage-Luminance characteristics (I-V-L characteristics) than the Comparative Example 1. The excellent I-V-L characteristics mean low driving voltage and high luminous efficiency.

In particular, the lifetime of Examples 1 to 10 was about 80 to 110 hours longer than that of Comparative Example 1.

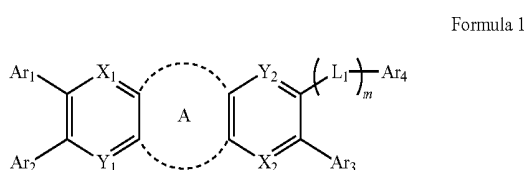
From these results, it can be confirmed that the organic light-emitting diodes including the heterocyclic compound of Formula 1 have reduced driving voltage and improved luminous efficiency and thus, have excellent electrical stability, high charge transporting capability, and excellent light-emitting capability.

The heterocyclic compound represented by Formula 1 has high glass transition temperature and a crystallization prevention capability and thus, is useful for an electron transport material or an electron injection material that is suitable for various colors, such as red, green, blue, and white fluorescent and phosphorescent devices. Also, when the heterocyclic compound represented by Formula 1 is used as green, blue and white emission materials, it shows electrical stability, a high charge transporting capability, and an excellent light-emitting capability. An organic light-emitting diode including the heterocyclic compound represented by Formula 1 as an electron transport material or an emission material shows high efficiency, low voltage, high brightness, and long lifetime characteristics.

While the present invention has been particularly shown and described with reference to exemplary embodiments thereof, it will be understood by those of ordinary skill in the art that various changes in form and details may be made therein without departing from the spirit and scope of the present invention as defined by the following claims.

What is claimed is:

1. A heterocyclic compound represented by Formula 1 below:



wherein one of X₁ and Y₁ is N and the other one is CR₁;

one of X₂ and Y₂ is N and the other one is CR₂;

A is an unsubstituted phenanthrene ring, an unsubstituted anthracene ring, an unsubstituted fluoranthene ring, an unsubstituted triphenylene ring, an unsubstituted pyrene ring, an unsubstituted chrysene ring, an unsubstituted tetrahehelicene ring, an unsubstituted perylene ring and an unsubstituted benzopyrene ring;

Ar₁ to Ar₃ are each independently a hydrogen atom, a deuterium atom, a halogen atom, a hydroxyl group, a cyano group, a nitro group, a carboxyl group, a silyl group, a substituted or unsubstituted C₁-C₅₀ alkyl group, a substituted or unsubstituted C₂-C₅₀ alkenyl group, a substituted or unsubstituted C₂-C₅₀ alkynyl group, a substituted or unsubstituted C₁-C₅₀ alkoxy group, a substituted or unsubstituted C₃-C₅₀ cycloalkyl group, a substituted or unsubstituted C₃-C₅₀ cycloalkenyl group, a substituted or unsubstituted C₅-C₆₀ aryl group, a substi-

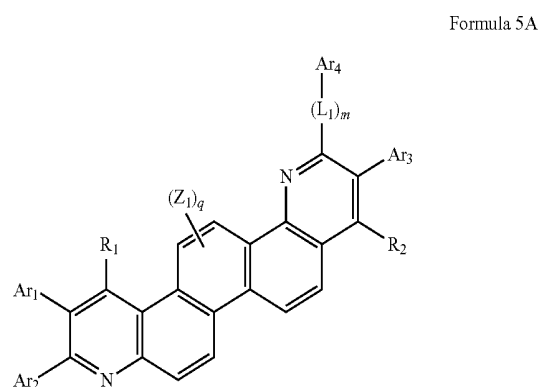
tuted or unsubstituted C₅-C₆₀ aryloxy group, a substituted or unsubstituted C₅-C₆₀ arylthio group, a substituted or unsubstituted C₂-C₆₀ heteroaryl group, a substituted or unsubstituted C₂-C₆₀ fused polycyclic group, a group represented by N(Q₁)(Q₂), or a group represented by Si(Q₃)(Q₄)(Q₅), wherein Q₁ to Q₅ are each independently a hydrogen atom, a deuterium atom, a halogen atom, a hydroxyl group, a cyano group, a nitro group, a carboxyl group, a silyl group, a substituted or unsubstituted C₁-C₅₀ alkyl group, a substituted or unsubstituted C₂-C₅₀ alkenyl group, a substituted or unsubstituted C₂-C₅₀ alkynyl group, a substituted or unsubstituted C₁-C₅₀ alkoxy group, a substituted or unsubstituted C₃-C₅₀ cycloalkyl group, a substituted or unsubstituted C₃-C₅₀ cycloalkenyl group, a substituted or unsubstituted C₅-C₆₀ aryl group, a substituted or unsubstituted C₅-C₆₀ aryloxy group, a substituted or unsubstituted C₅-C₆₀ arylthio group, a substituted or unsubstituted C₂-C₆₀ heteroaryl group, a substituted or unsubstituted C₂-C₆₀ fused polycyclic group, or a combination thereof; Ar₄ is a substituted or unsubstituted C₂-C₆₀ heteroaryl group; and from among Ar₁ to Ar₄, adjacent two or more thereof are optionally bonded to form a saturated or unsaturated ring;

L₁ is a substituted or unsubstituted phenylene group, a substituted or unsubstituted naphthylene group, a substituted or unsubstituted biphenylene group, a substituted or unsubstituted pentalenylene group, a substituted or unsubstituted indenylene group, a substituted or unsubstituted azulenylenylene group, a substituted or unsubstituted heptalenylene group, a substituted or unsubstituted pyridinylene group, a substituted or unsubstituted pyrimidinylene group, a substituted or unsubstituted pyrazinylene group, a substituted or unsubstituted triazinylene group, a substituted or unsubstituted triazolylene group, a substituted or unsubstituted oxadiazolylene group, a substituted or unsubstituted quinolinylene group, a substituted or unsubstituted thiophenylene group, or a combination thereof;

m is an integer of 0 to 3; and

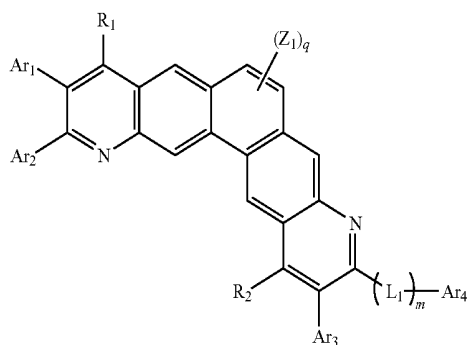
R₁ and R₂ are each independently a hydrogen atom, a deuterium atom, a halogen atom, a hydroxyl group, a cyano group, a nitro group, a nitrile group, a carboxyl group, a silyl group, a substituted or unsubstituted C₁-C₅₀ alkyl group, a substituted or unsubstituted C₂-C₅₀ alkenyl group, a substituted or unsubstituted C₂-C₅₀ alkynyl group, a substituted or unsubstituted C₁-C₅₀ alkoxy group, a substituted or unsubstituted C₃-C₅₀ cycloalkyl group, a substituted or unsubstituted C₃-C₅₀ cycloalkenyl group, a substituted or unsubstituted C₅-C₆₀ aryl group, or a combination thereof.

2. The heterocyclic compound of claim 1, wherein the heterocyclic compound is represented by one of Formulae 5A to 5F below:



81

-continued



Formula 5B

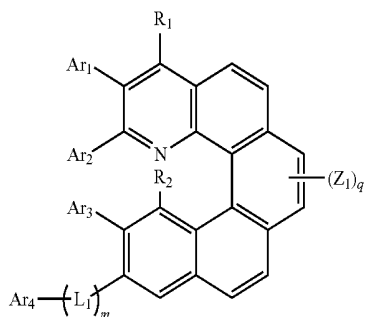
5

10

15

Formula 5C

20

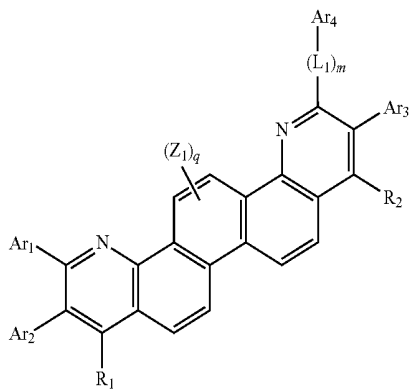


25

30

Formula 5D

40

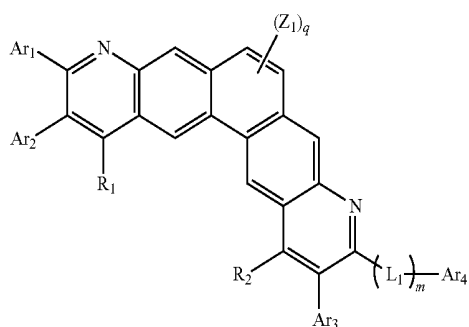


45

50

Formula 5E

55



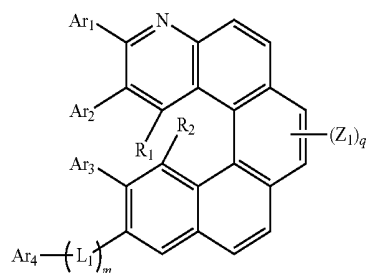
60

65

82

-continued

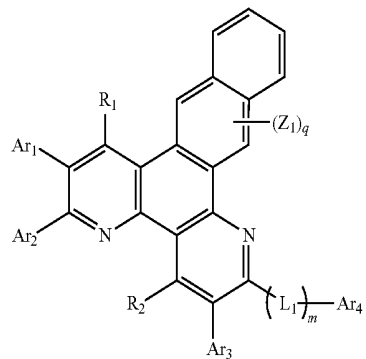
Formula 5F



Wherein Ar₁, Ar₂, Ar₃, Ar₄, L₁, m, R₁ and R₂ have already been defined with reference to Formula 1; Z₁ is a hydrogen atom; and q is an integer of 1 to 6.

3. The heterocyclic compound of claim 1, wherein the heterocyclic compound is represented by one of Formulae 6A to 6F below:

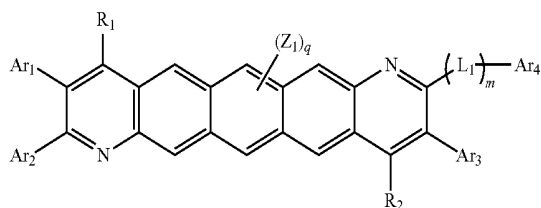
Formula 6A



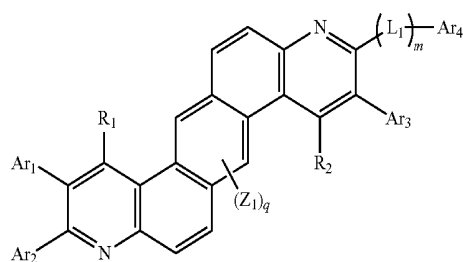
45

50

Formula 6B

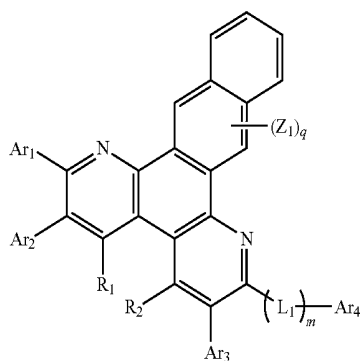


Formula 6C



83

-continued

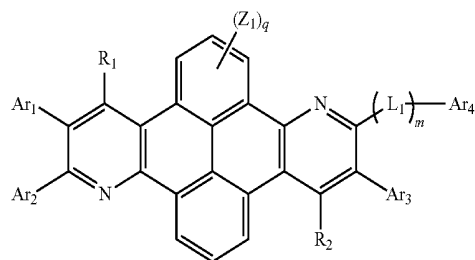


Formula 6D

5

84

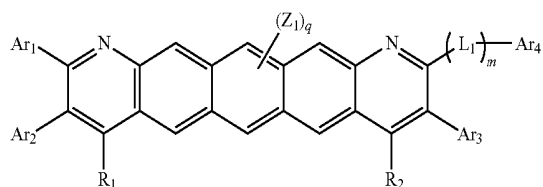
-continued



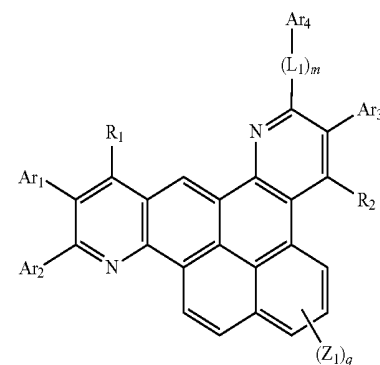
Formula 7B

10

Formula 6E



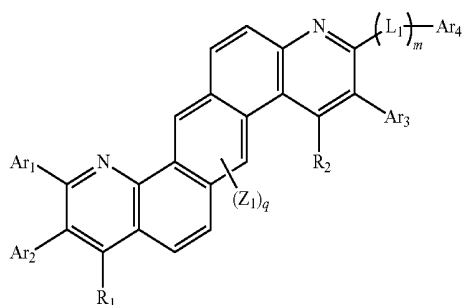
15



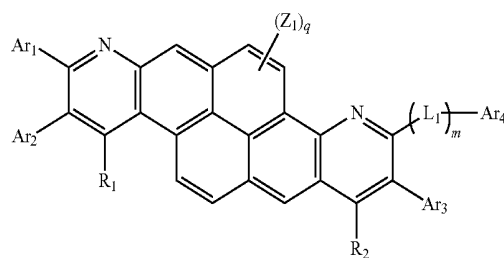
Formula 7C

20

Formula 6F



25



Formula 7D

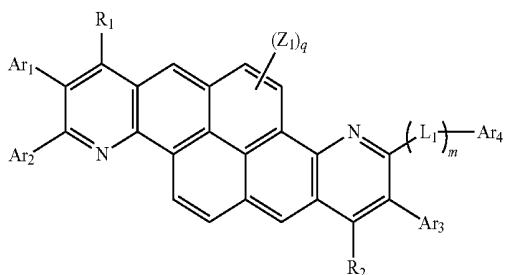
30

Wherein Ar₁, Ar₂, Ar₃, Ar₄, L₁, m, R₁ and R₂ have already been defined with reference to Formula 1;

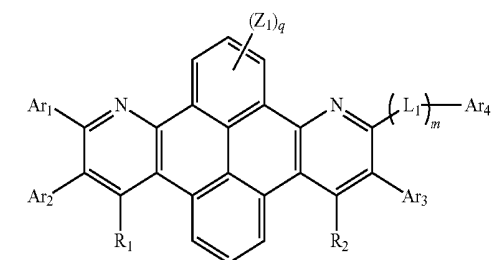
Z₁ is a hydrogen atom; and
q is an integer of 1 to 6.

4. The heterocyclic compound of claim 1, wherein the heterocyclic compound is represented by one of Formulae 7A to 7F below:

Formula 7A

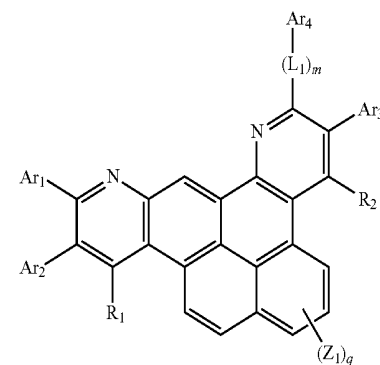


35



Formula 7E

40



Formula 7F

45

50

55

60

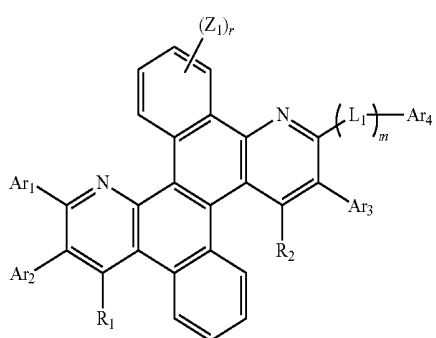
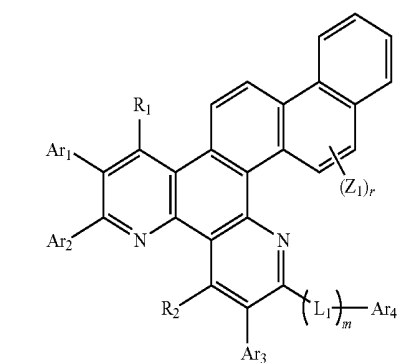
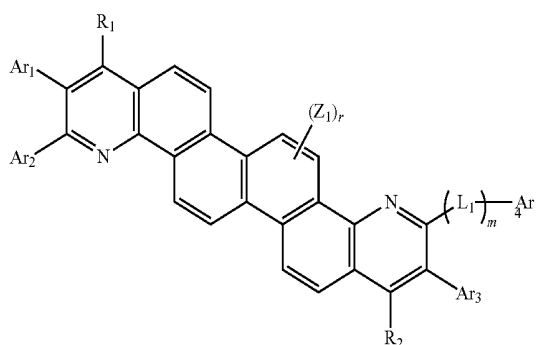
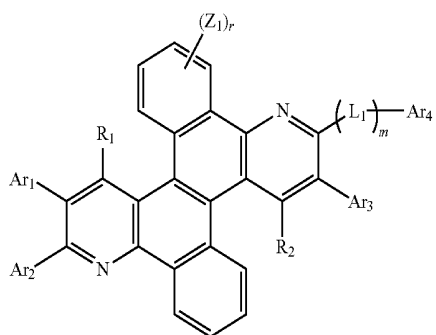
65

Wherein Ar₁, Ar₂, Ar₃, Ar₄, L₁, m, R₁ and R₂ have already been defined with reference to Formula 1;

Z₁ is a hydrogen atom; and
q is an integer of 1 to 6.

85

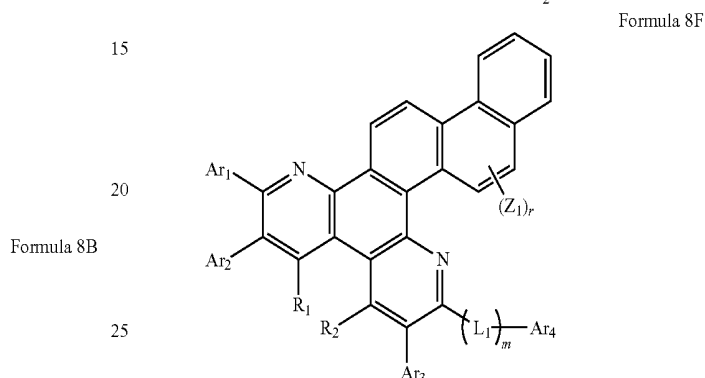
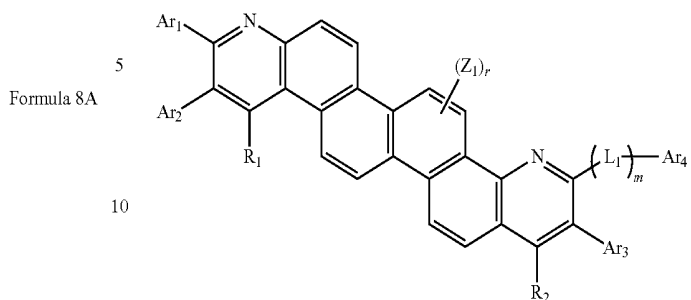
5. The heterocyclic compound of claim 1, wherein the heterocyclic compound is represented by one of Formulae 8A to 8F below:



86

-continued

Formula 8E

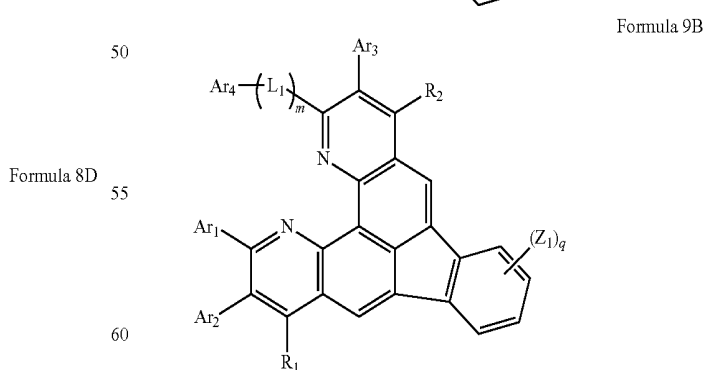
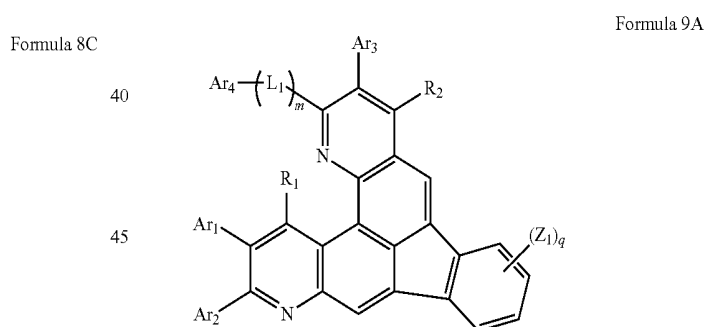


30

Wherein Ar₁, Ar₂, Ar₃, Ar₄, L₁, m, R₁ and R₂ have already been defined with reference to Formula 1; Z₁ is a hydrogen atom; and r is an integer of 1 to 8.

35

6. The heterocyclic compound of claim 1, wherein the heterocyclic compound is represented by Formula 9A or 9B:

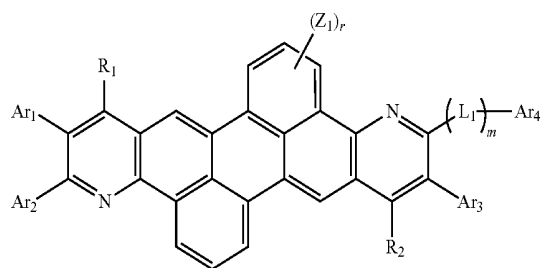


65

Wherein Ar₁, Ar₂, Ar₃, Ar₄, L₁, m, R₁ and R₂ have already been defined with reference to Formula 1; Z₁ is a hydrogen atom; and q is an integer of 1 to 6.

87

7. The heterocyclic compound of claim 1, wherein the heterocyclic compound is represented by one of Formulae 10A to 10F below:



Formula 10A

5

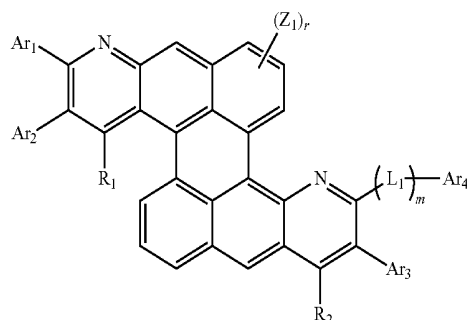
10

15

88

-continued

Formula 10E



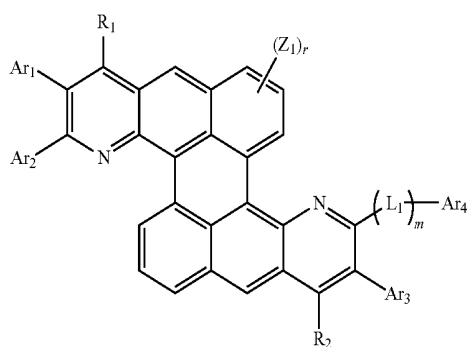
20

25

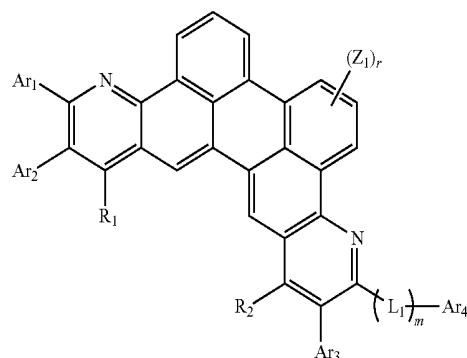
30

35

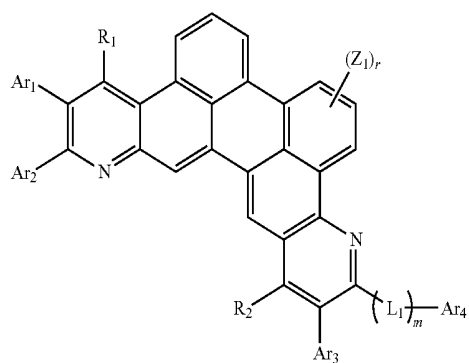
Formula 10F



Formula 10B



Formula 10C



40

45

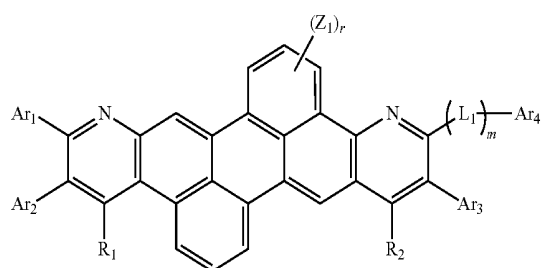
50

Wherein $Ar_1, Ar_2, Ar_3, Ar_4, L_1, m, R_1$ and R_2 have already been defined with reference to Formula 1;

Z_1 is a hydrogen atom; and

r is an integer of 1 to 8.

8. The heterocyclic compound of claim 1, wherein the heterocyclic compound is represented by Formula 11A or 11B below:

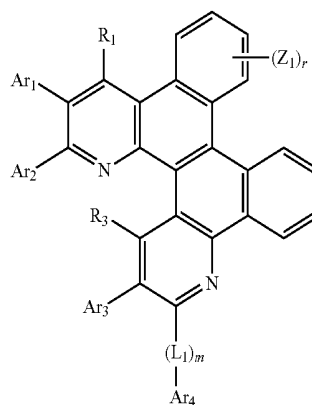


Formula 10D

60

65

Formula 11A



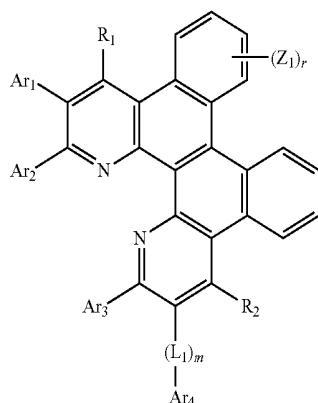
55

60

65

89

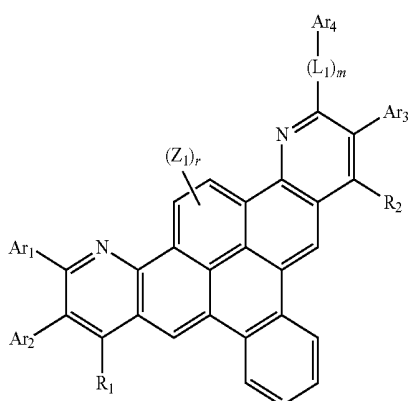
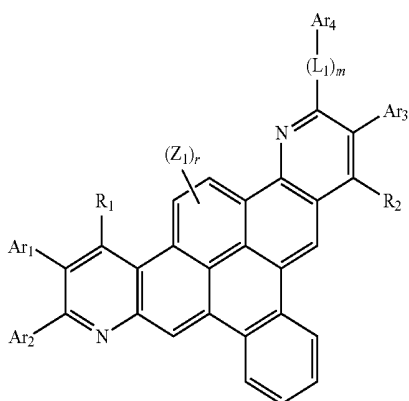
-continued



Wherein Ar_1 , Ar_2 , Ar_3 , Ar_4 , L_1 , m , R_1 and R_2 have already
been defined with reference to Formula 1;

Z_1 is a hydrogen atom; and
 r is an integer of 1 to 8.

9. The heterocyclic compound of claim 1, wherein the
heterocyclic compound is represented by one of Formula 12A
or 12B below:



Wherein Ar_1 , Ar_2 , Ar_3 , Ar_4 , L_1 , m , R_1 and R_2 have already
been defined with reference to Formula 1;

Z_1 is a hydrogen atom; and
 r is an integer of 1 to 8.

10. The heterocyclic compound of claim 1, wherein the
heterocyclic compound is represented by Formula 13A or
13B below:

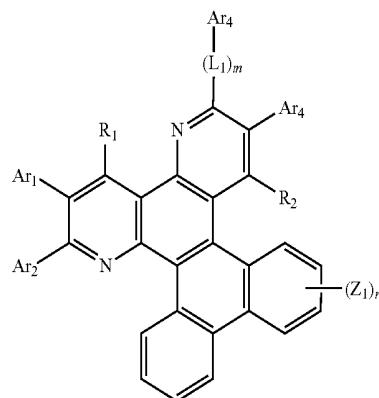
90

Formula 11B

5

10

15



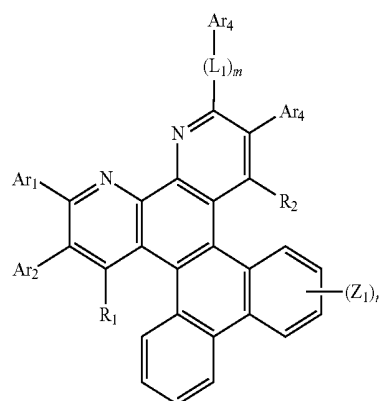
Formula 13A

25

Formula 12A

30

35



Wherein Ar_1 , Ar_2 , Ar_3 , Ar_4 , L_1 , m , R_1 and R_2 have already
been defined with reference to Formula 1;

Z_1 is a hydrogen atom; and
 r is an integer of 1 to 8.

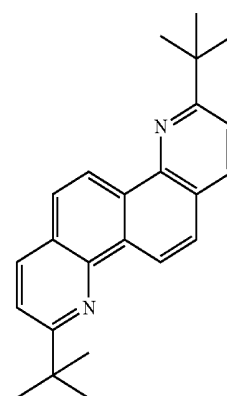
Formula 12B

45

50

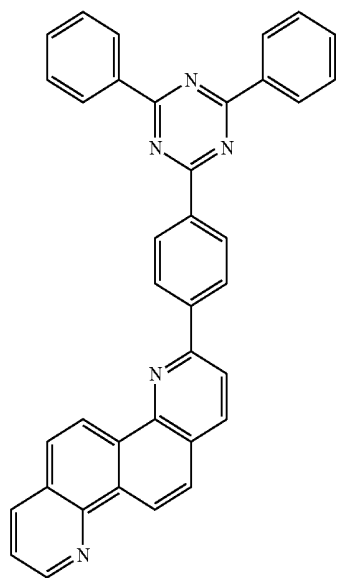
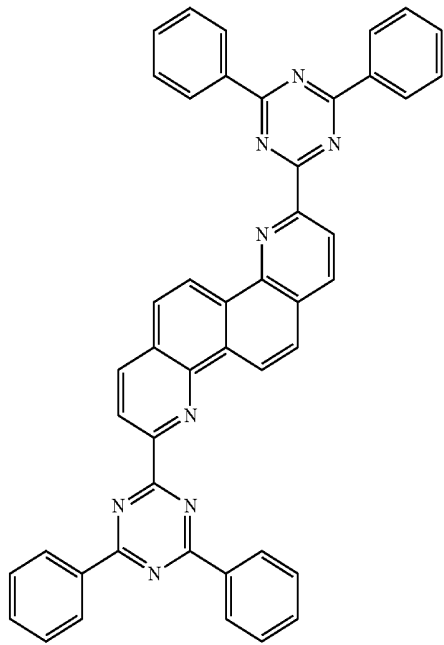
55

11. A heterocyclic compound represented by one of Com-
pounds 1 to 79:



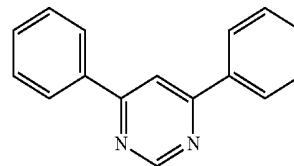
2

93
-continued



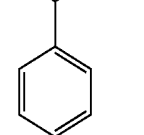
94
-continued

5

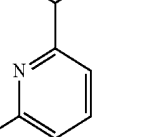


16

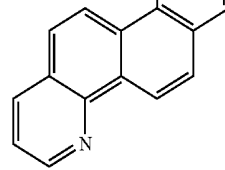
10



15

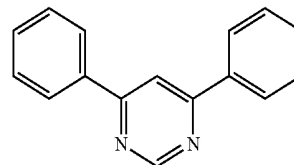


20

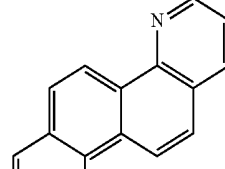


25

30



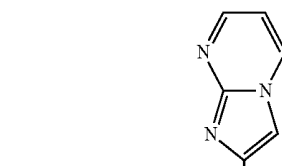
35



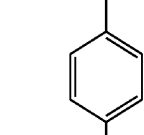
40

17

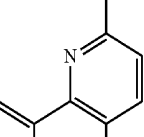
45



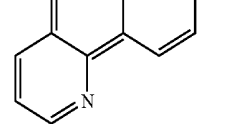
50



55



60



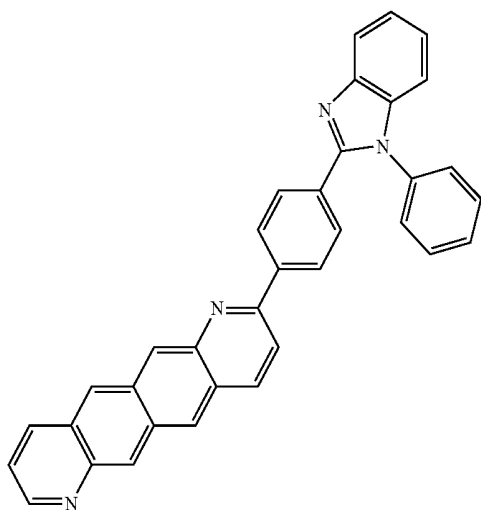
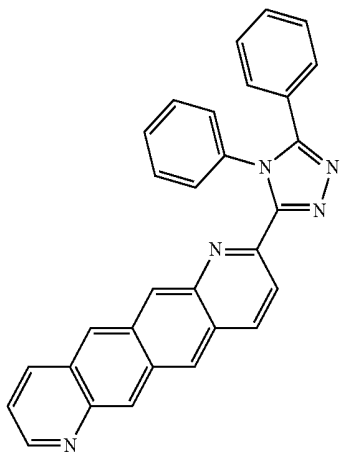
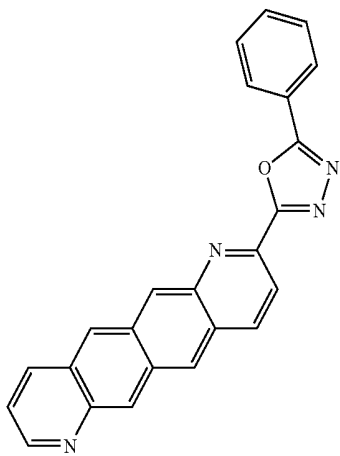
65

18

19

20

95
-continued



96
-continued

21

5

10

15

20

22

25

30

35

40

45

23

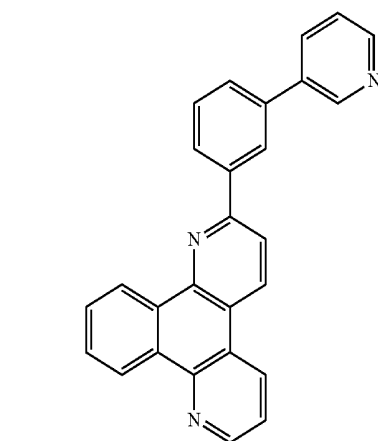
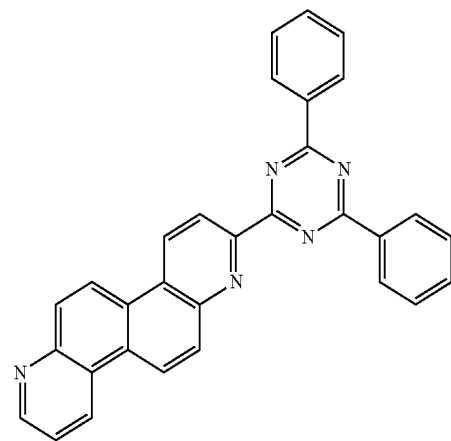
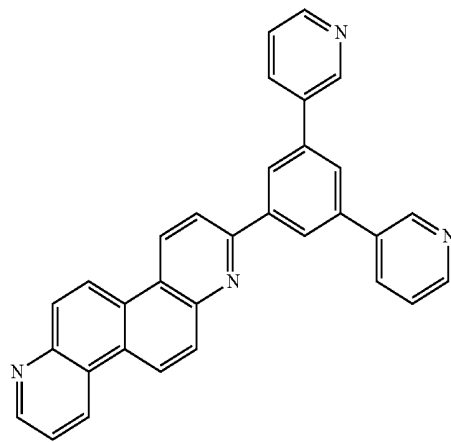
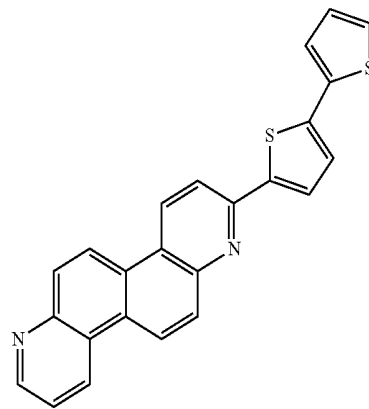
50

55

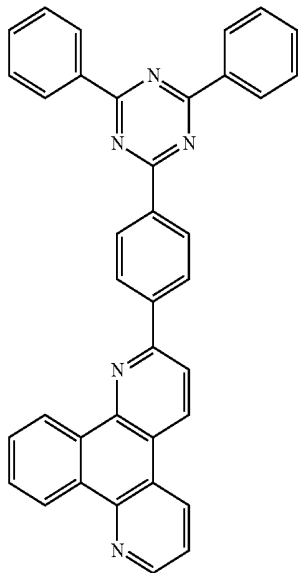
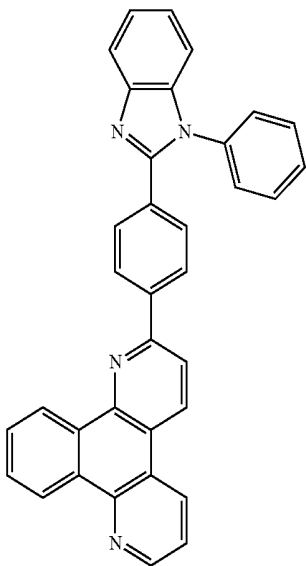
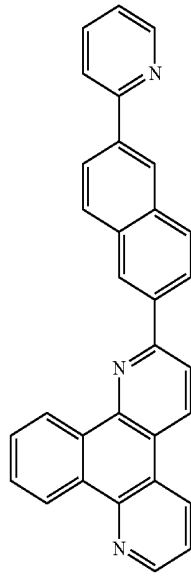
60

65

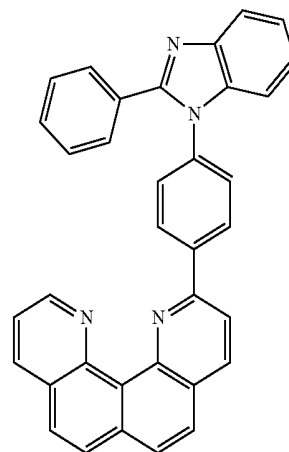
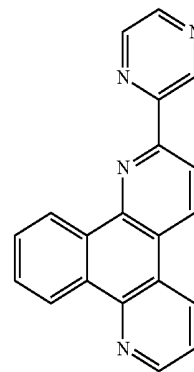
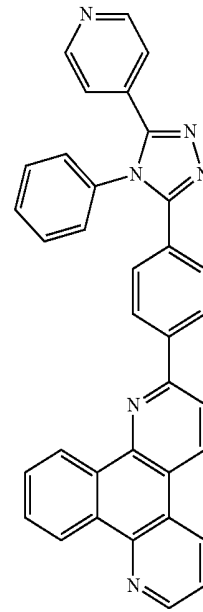
24



97
-continued



98
-continued



28

5

10

15

20

29

25

30

35

40

30 45

50

55

60

65

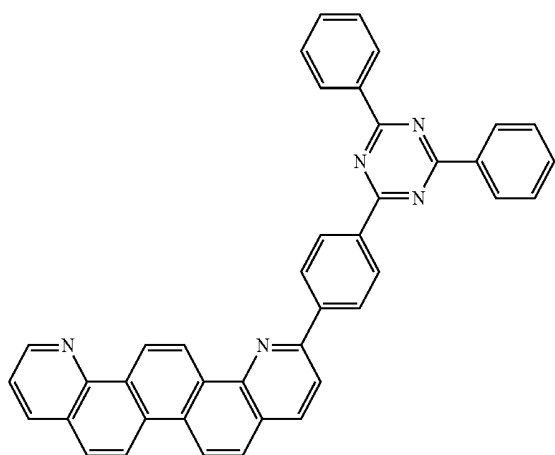
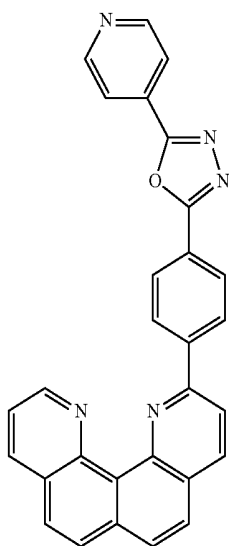
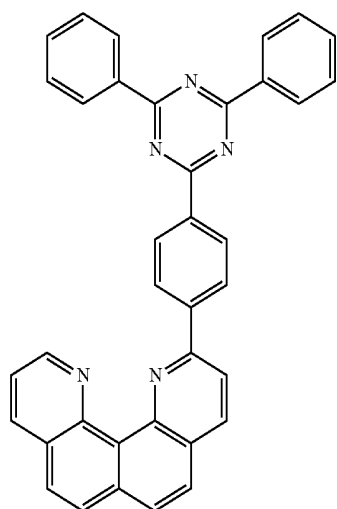
31

32

33

99

-continued



100

-continued

34

5

10

15

20

25

30

35

40

45

36

50

55

60

65

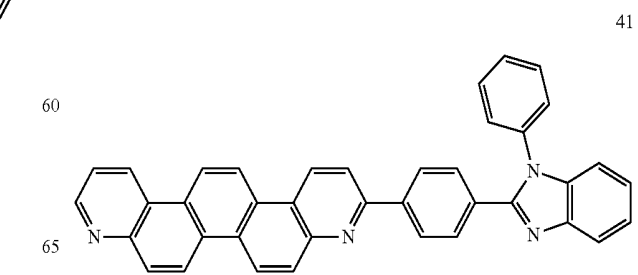
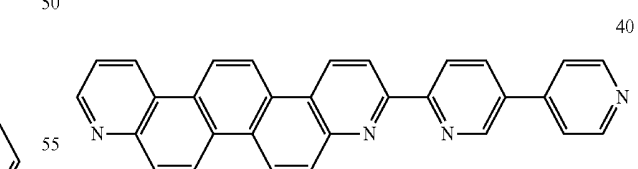
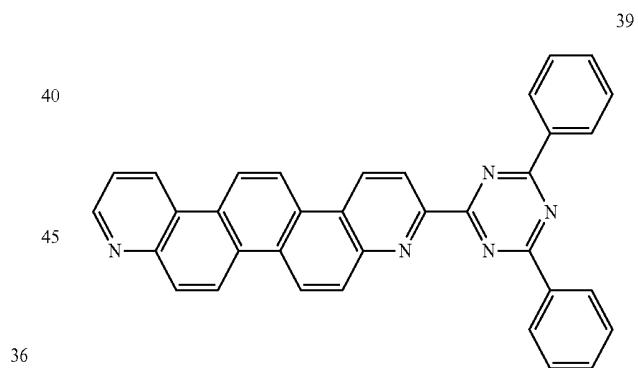
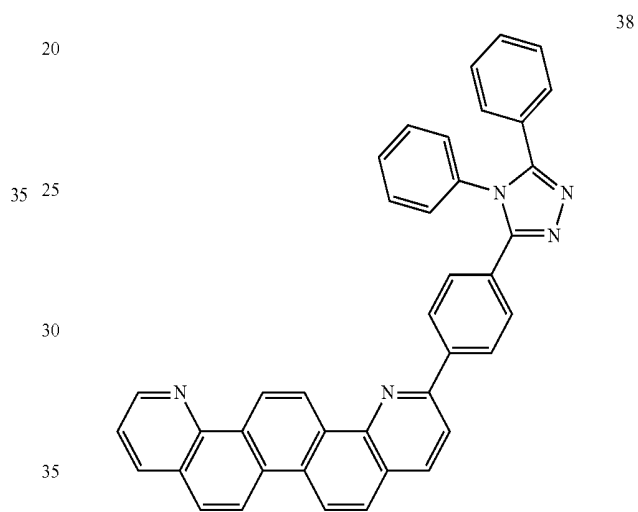
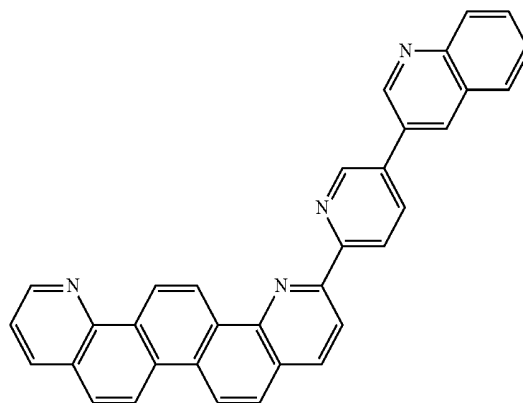
37

38

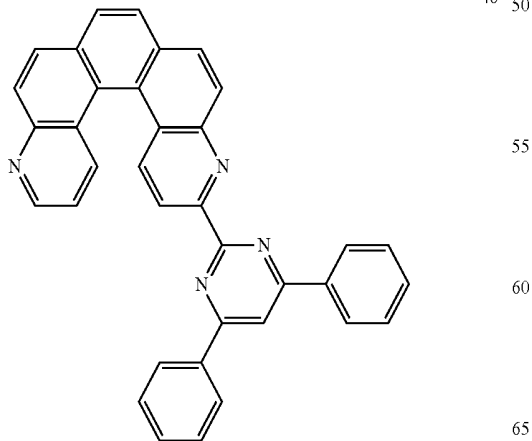
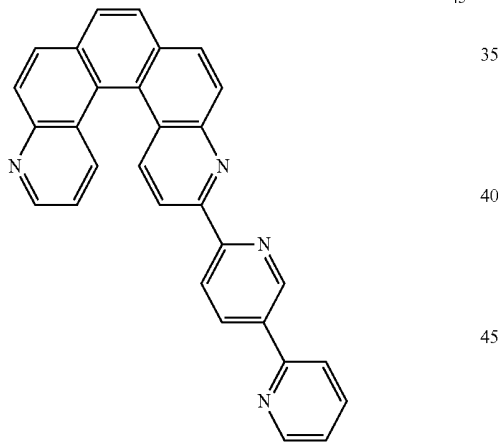
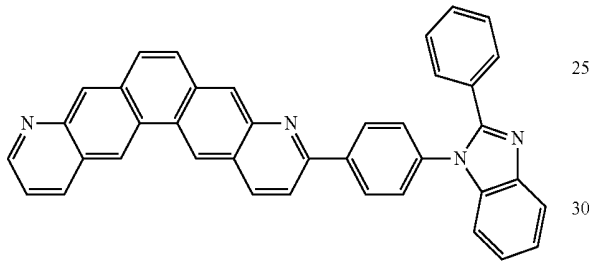
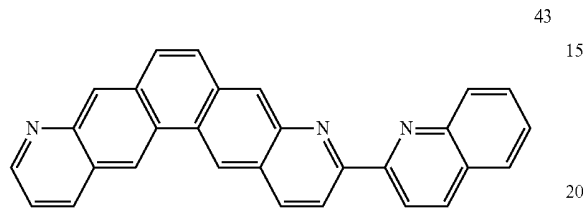
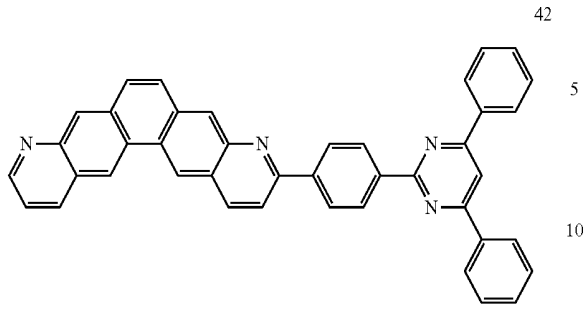
39

40

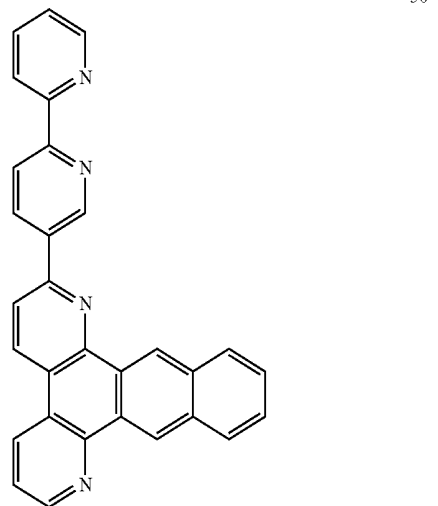
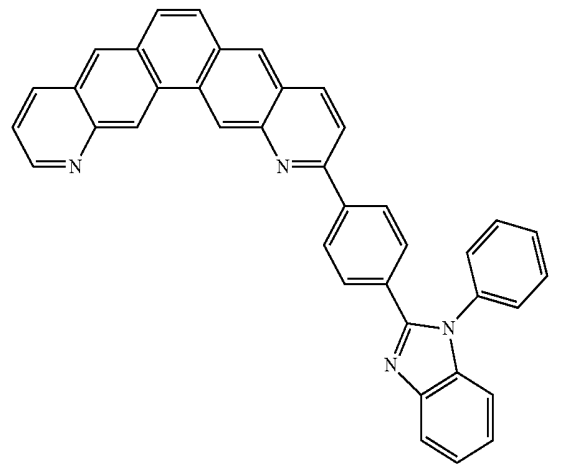
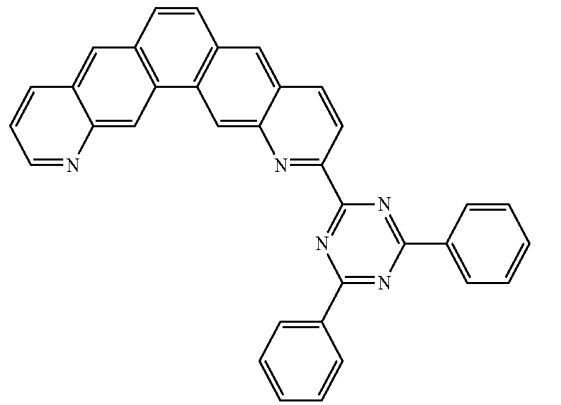
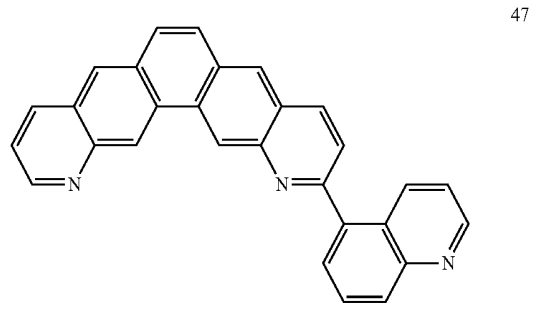
41



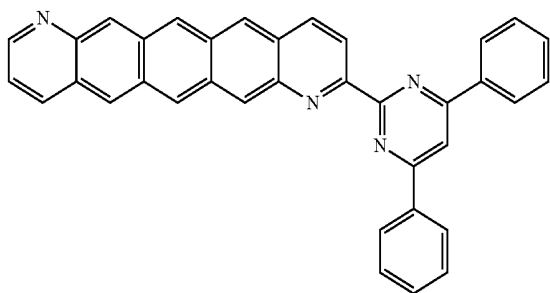
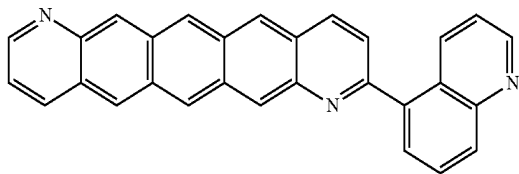
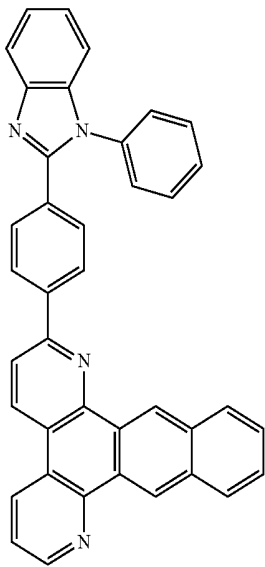
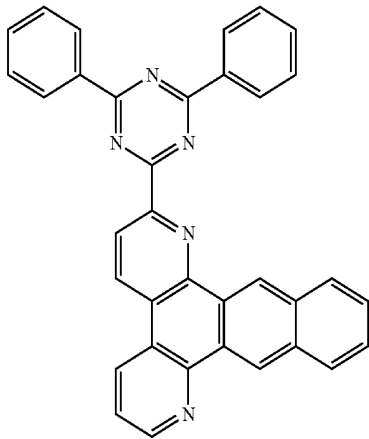
101
-continued



102
-continued



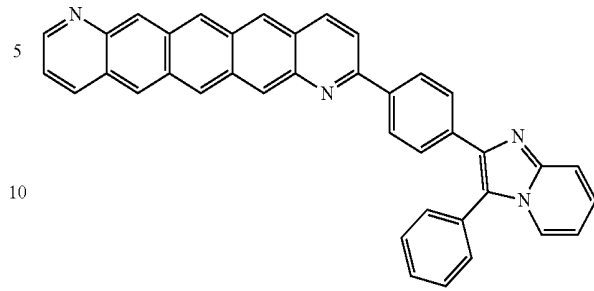
103
-continued



104
-continued

51

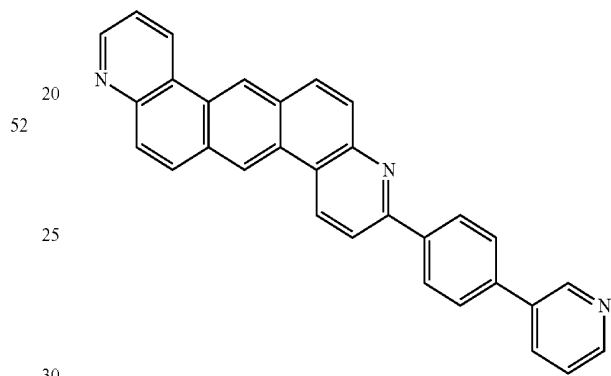
55



10

15

56

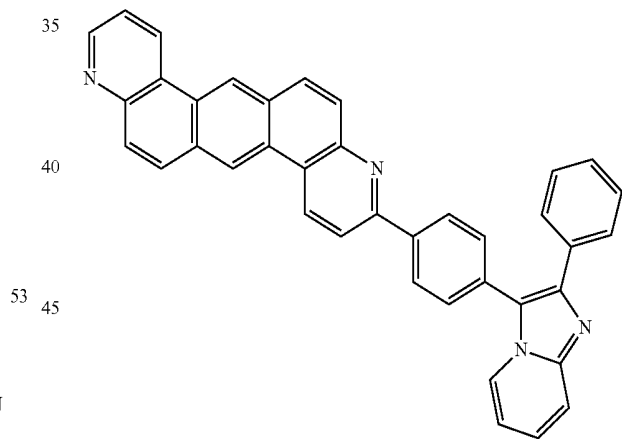


52

25

30

57

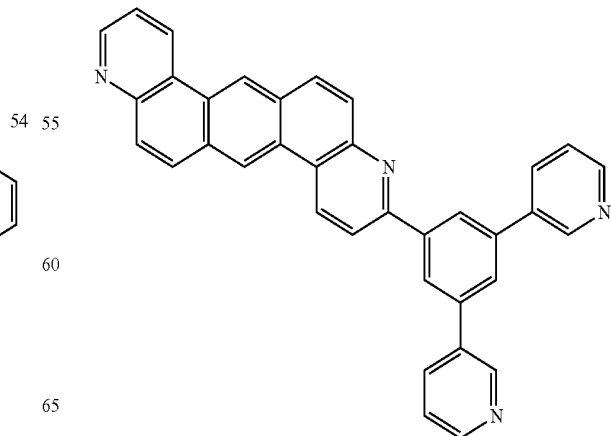


53

45

50

58



54

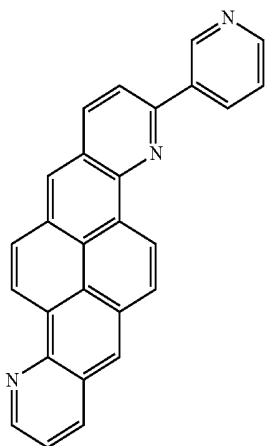
55

60

65

105

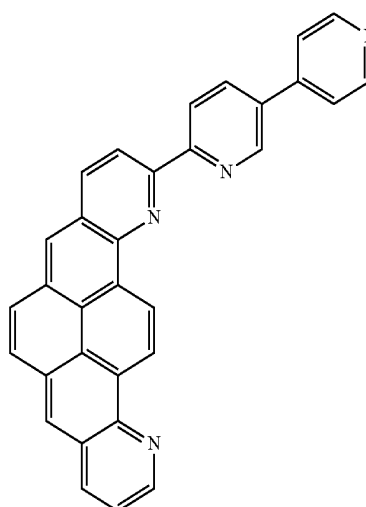
-continued



59

106

-continued



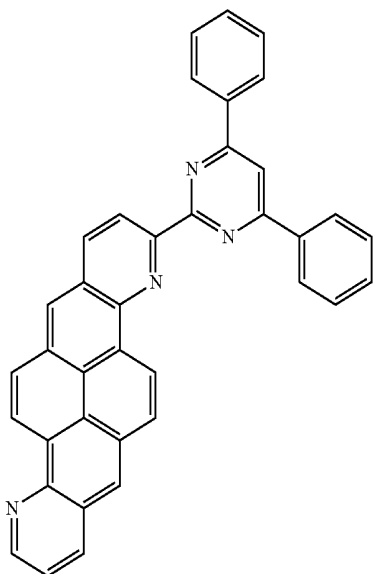
5

10

15

20

62



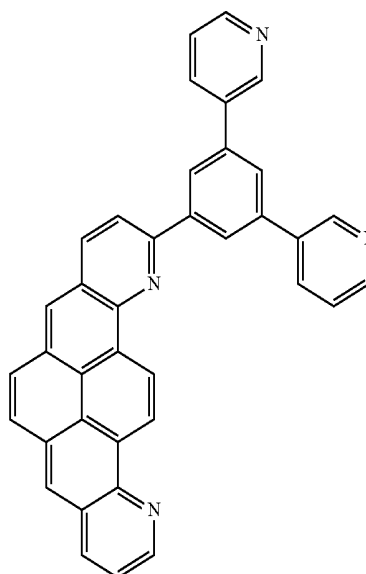
60

25

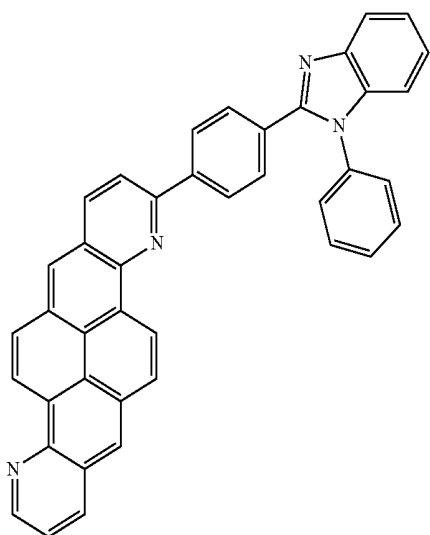
30

35

40



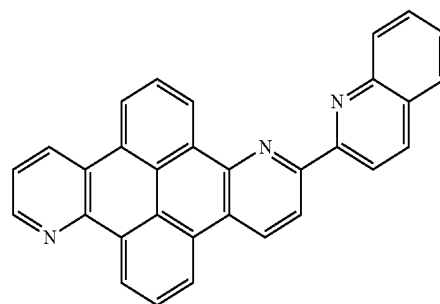
63



61

50

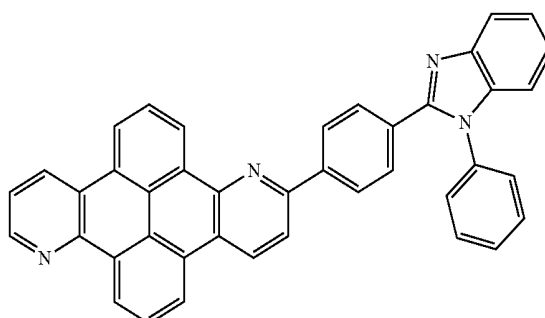
55



64

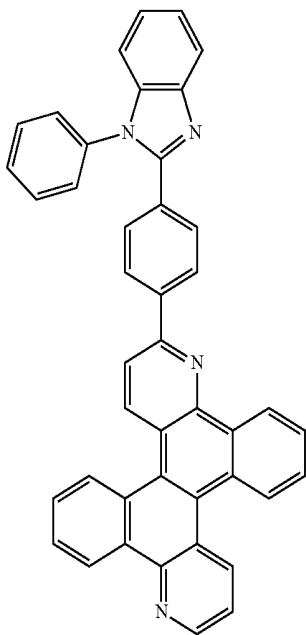
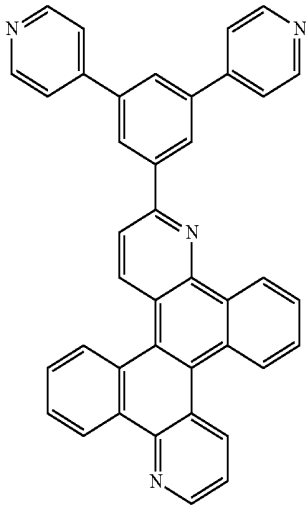
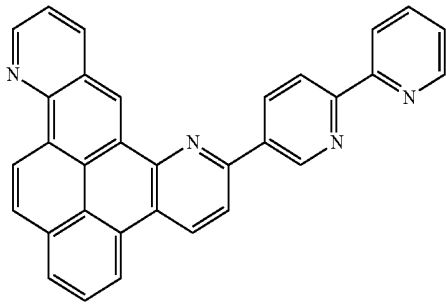
60

65



65

107
-continued



108
-continued

66

5

10

15

67 20

25

30

35

40

68

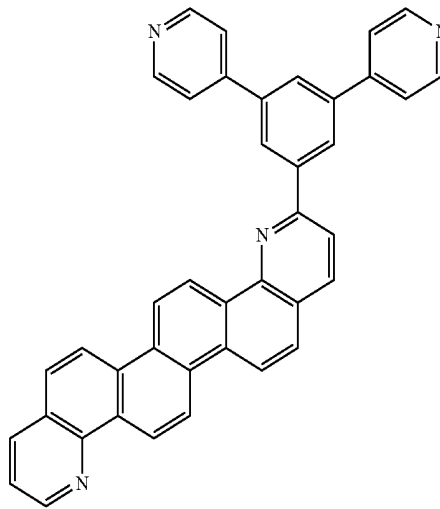
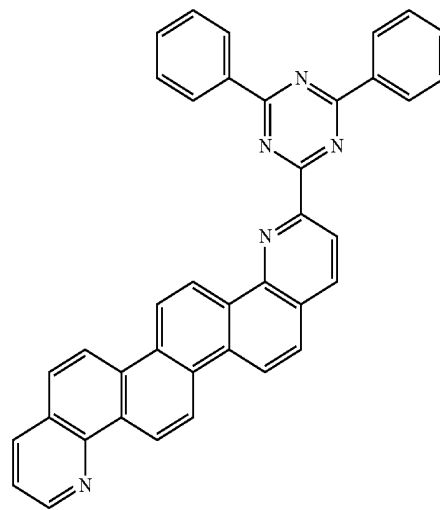
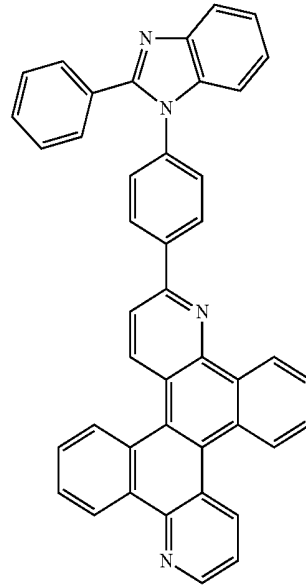
45

50

55

60

65

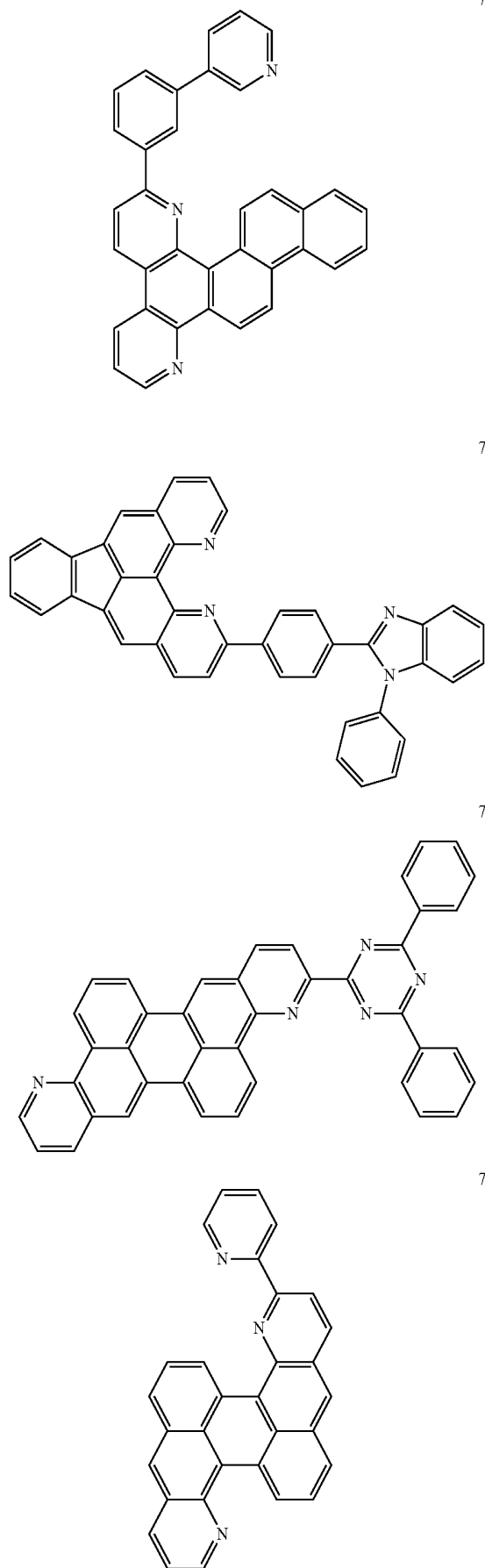


69

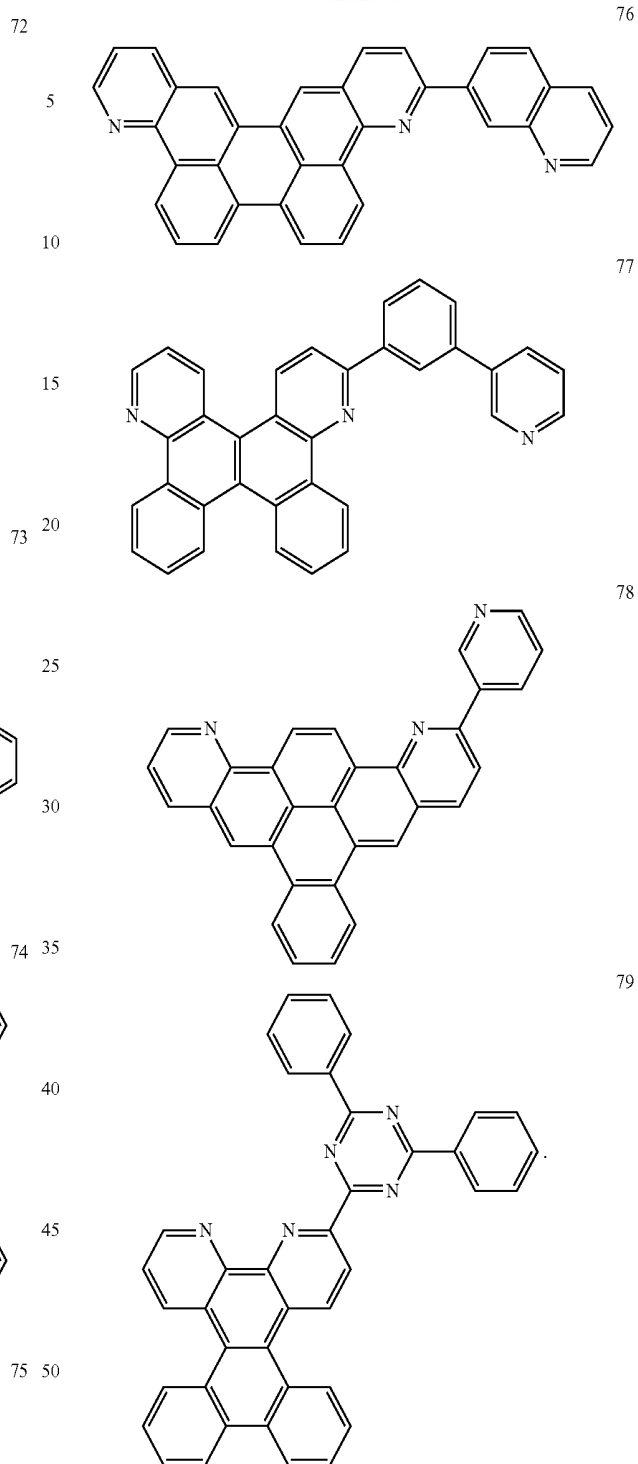
70

71

109
-continued



110
-continued



72
5
10
15
20
25
30
35
40
45
50
55
60

12. An organic light-emitting diode comprising:
a first electrode;
a second electrode facing the first electrode; and
an organic layer interposed between the first electrode and
the second electrode, wherein the organic layer comprises the heterocyclic compound of claim 1 alone or in
a mixed form with other materials.

13. The organic light-emitting diode of claim 12, wherein
the organic layer comprises at least one layer selected from a
hole injection layer, a hole transport layer, a functional layer
having a hole injection capability and a hole transport capability,
an electron blocking layer, an emission layer, a hole

blocking layer, an electron transport layer, an electron injection layer, and a functional layer having an electron transport capability and an electron injection capability.

14. The organic light-emitting diode of claim 12, wherein the organic layer comprises an emission layer, wherein the emission layer comprises the heterocyclic compound of claim 1 alone or in a mixed form with other materials. 5

15. The organic light-emitting diode of claim 12, wherein the organic layer comprises at least one layer selected from an electron transport layer, an electron injection layer, and a functional layer having an electron transport capability and an electron injection capability, wherein the at least one layer comprises the heterocyclic compound. 10

16. The organic light-emitting diode of claim 12, wherein the organic layer comprises at least one layer selected from an electron transport layer, an electron injection layer, and a functional layer having an electron transport capability and an electron injection capability; and an emission layer comprising at least one layer selected from a red emission layer, a green emission layer, a blue emission layer, and a white emission layer, 15 20

wherein the at least one layer selected from an electron transport layer, an electron injection layer, and a functional layer having an electron transport capability and an electron injection capability comprises the heterocyclic compound and the emission layer comprises a phosphorescent compound. 25

* * * * *

专利名称(译)	杂环化合物，包含杂环化合物的有机发光二极管，以及包括有机发光二极管的平板显示装置		
公开(公告)号	US9005777	公开(公告)日	2015-04-14
申请号	US13/414534	申请日	2012-03-07
[标]申请(专利权)人(译)	JUNG HYE JIN HWANG SEOK HWAN 金荣KOOK LIM JINØ 韩相HYUN 李钟赫		
申请(专利权)人(译)	JUNG , HYE-JIN HWANG , SEOK-HWAN KIM , YOUNG-KOOK LIM , JIN-O HAN , SANG-HYUN LEE , JONG赫		
当前申请(专利权)人(译)	三星DISPLAY CO. , LTD.		
[标]发明人	JUNG HYE JIN HWANG SEOK HWAN KIM YOUNG KOOK LIM JIN O HAN SANG HYUN LEE JONG HYUK		
发明人	JUNG, HYE-JIN HWANG, SEOK-HWAN KIM, YOUNG-KOOK LIM, JIN-O HAN, SANG-HYUN LEE, JONG-HYUK		
IPC分类号	H01L51/50 C07D471/04 C09K11/06 H01L51/00		
CPC分类号	C07D471/04 C09K11/06 H01L51/0072 H01L51/0081 H01L51/5072 H01L2251/308 Y10S428/917 C09K2211/1007 C09K2211/1011 C09K2211/1029 C09K2211/1044 C09K2211/1048 C09K2211/1059 C09K2211/1092 H05B33/10		
审查员(译)	CLARK , GREGORY		
优先权	1020110107050 2011-10-19 KR		
其他公开文献	US20130099206A1		
外部链接	Espacenet USPTO		

摘要(译)

由下面的式1表示的杂环化合物，和包含该杂环化合物的有机发光二极管，以及包括该有机发光二极管的平板显示装置。其中Ar 1到Ar 4，X 1，X 2，Y 1，Y 2，L 1，m在规范中定义。

